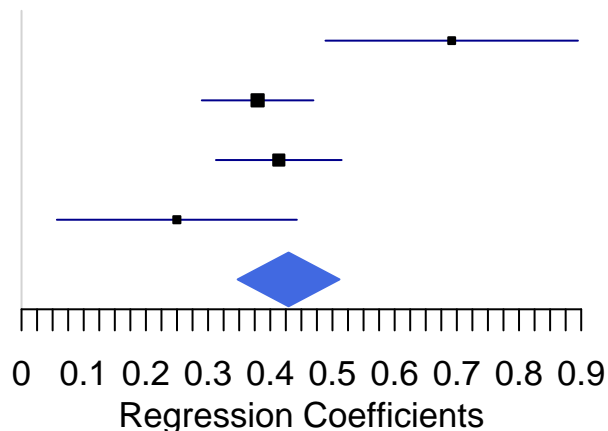


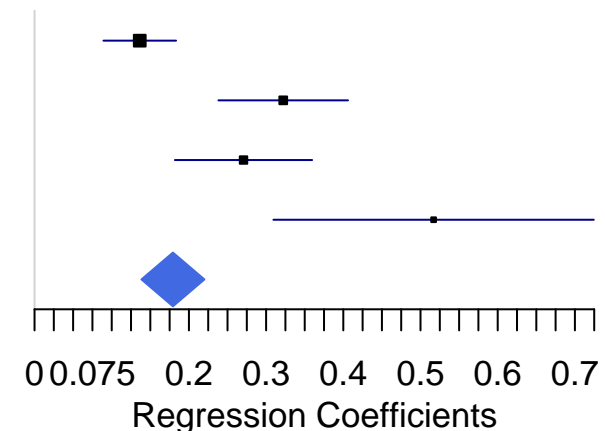
IGHE.IGK.IGL.4135.84

Cohort	Coef	95% CI
ALHS	0.6918	0.4888, 0.8947
ARIC-allpts	0.3796	0.2899, 0.4694
ARIC-EA	0.4137	0.3127, 0.5147
ARIC-AA	0.2498	0.0568, 0.4427
Meta	0.4294	0.3475, 0.5113



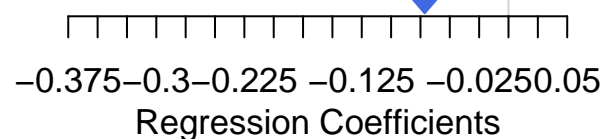
PAPPA.4148.49

Cohort	Coef	95% CI
ALHS	0.1363	0.0893, 0.1834
ARIC-allpts	0.3222	0.2382, 0.4061
ARIC-EA	0.2707	0.1818, 0.3596
ARIC-AA	0.5170	0.3095, 0.7245
Meta	0.1793	0.1385, 0.2201



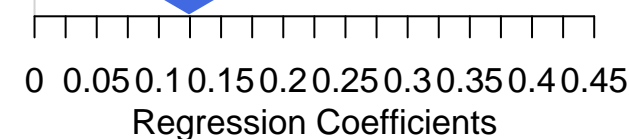
CNTN1.2974.61

Cohort	Coef	95% CI
ALHS	-0.0631	-0.0834, -0.0429
ARIC-allpts	-0.2191	-0.3064, -0.1318
ARIC-EA	-0.2368	-0.3323, -0.1412
ARIC-AA	-0.1594	-0.3681, 0.0494
Meta	-0.0714	-0.0911, -0.0517



PRG3.9015.1

Cohort	Coef	95% CI
ALHS	0.1049	0.0639, 0.1459
ARIC-allpts	0.2148	0.1260, 0.3035
ARIC-EA	0.2053	0.1073, 0.3033
ARIC-AA	0.2484	0.0471, 0.4498
Meta	0.1242	0.0871, 0.1614



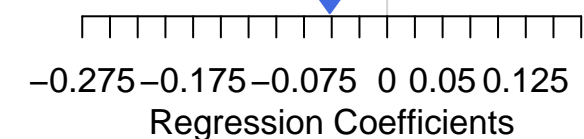
CRISPLD2.5691.2

Cohort	Coef	95% CI
ALHS	0.1598	0.0863, 0.2333
ARIC-allpts	0.1885	0.0981, 0.2789
ARIC-EA	0.1771	0.0795, 0.2747
ARIC-AA	0.2412	0.0177, 0.4647
Meta	0.1709	0.1141, 0.2277



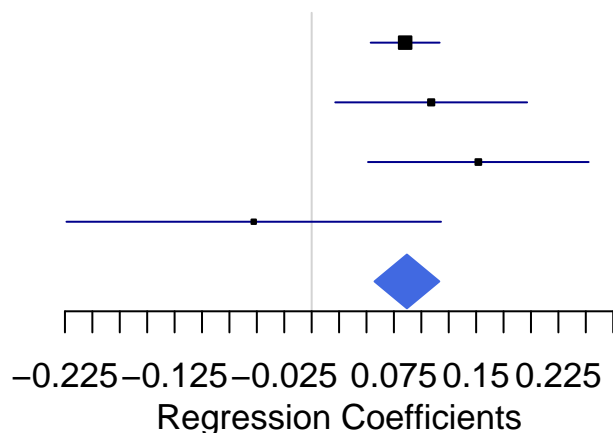
FBLN1.6470.19

Cohort	Coef	95% CI
ALHS	-0.0484	-0.0663, -0.0305
ARIC-allpts	-0.1287	-0.2184, -0.0390
ARIC-EA	-0.1559	-0.2548, -0.0570
ARIC-AA	-0.0415	-0.2488, 0.1659
Meta	-0.0517	-0.0693, -0.0342



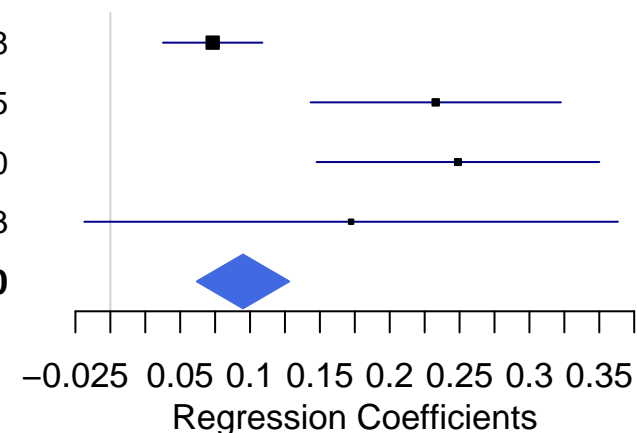
TFF3.4721.54

Cohort	Coef	95% CI
ALHS	0.0853	0.0538, 0.1167
ARIC-allpts	0.1090	0.0215, 0.1965
ARIC-EA	0.1520	0.0514, 0.2526
ARIC-AA	-0.0528	-0.2236, 0.1180
Meta	0.0869	0.0573, 0.1164



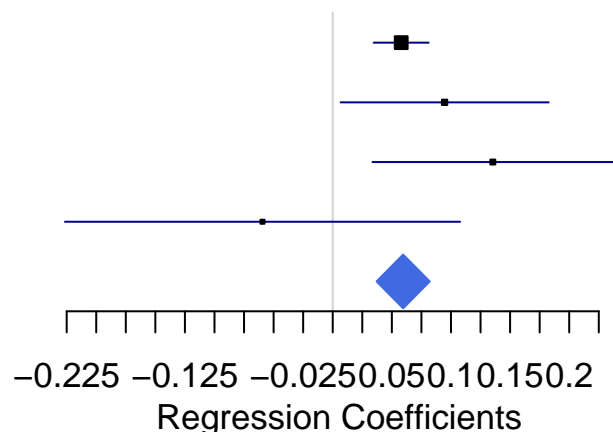
CCL18.3044.3

Cohort	Coef	95% CI
ALHS	0.0733	0.0377, 0.1088
ARIC-allpts	0.2329	0.1433, 0.3225
ARIC-EA	0.2488	0.1477, 0.3500
ARIC-AA	0.1723	-0.0187, 0.3633
Meta	0.0950	0.0619, 0.1280



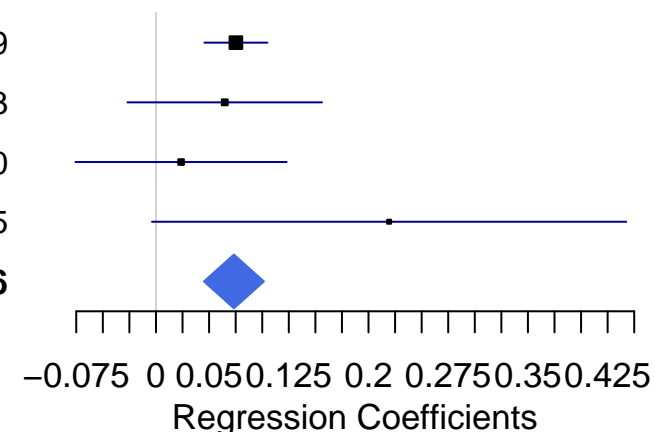
TFF3.8323.163

Cohort	Coef	95% CI
ALHS	0.0579	0.0346, 0.0812
ARIC-allpts	0.0946	0.0066, 0.1826
ARIC-EA	0.1354	0.0336, 0.2372
ARIC-AA	-0.0594	-0.2265, 0.1077
Meta	0.0595	0.0371, 0.0820



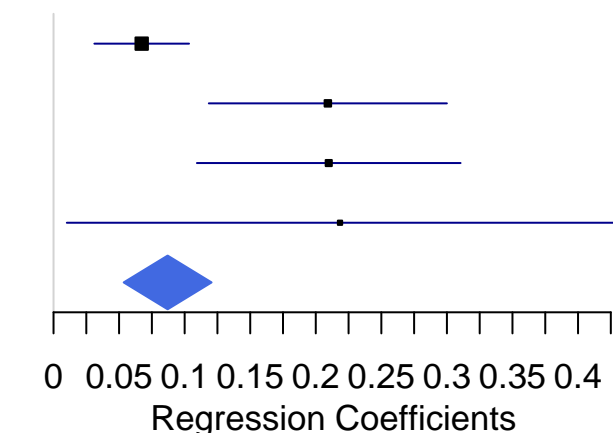
HGF.2681.23

Cohort	Coef	95% CI
ALHS	0.0752	0.0455, 0.1049
ARIC-allpts	0.0647	-0.0268, 0.1563
ARIC-EA	0.0236	-0.0758, 0.1230
ARIC-AA	0.2194	-0.0037, 0.4425
Meta	0.0734	0.0452, 0.1016



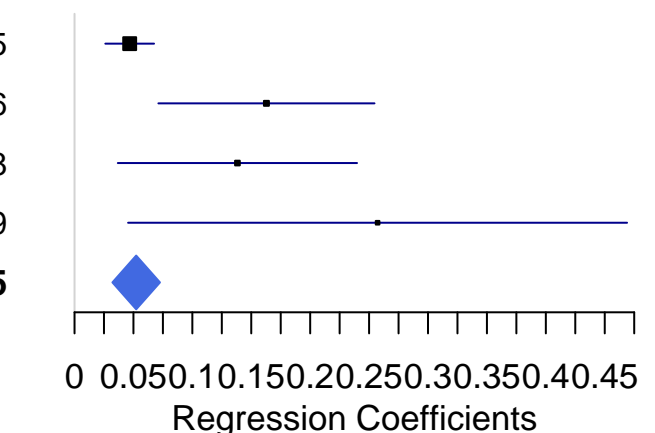
MMP10.8479.4

Cohort	Coef	95% CI
ALHS	0.0672	0.0311, 0.1033
ARIC-allpts	0.2092	0.1184, 0.3000
ARIC-EA	0.2099	0.1094, 0.3104
ARIC-AA	0.2185	0.0101, 0.4268
Meta	0.0870	0.0535, 0.1206



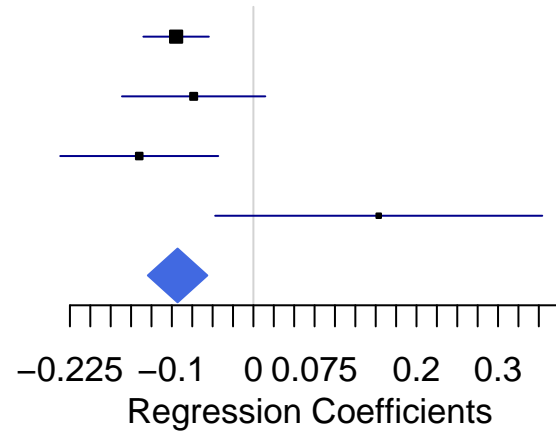
PRG2.7258.5

Cohort	Coef	95% CI
ALHS	0.0468	0.0261, 0.0675
ARIC-allpts	0.1629	0.0712, 0.2546
ARIC-EA	0.1383	0.0367, 0.2398
ARIC-AA	0.2572	0.0455, 0.4689
Meta	0.0523	0.0322, 0.0725

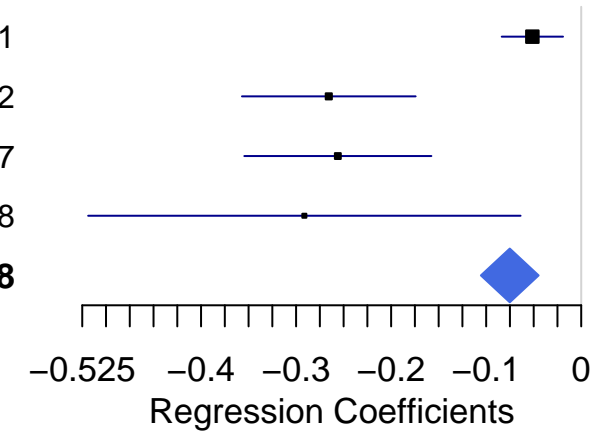


OMD.5358.3

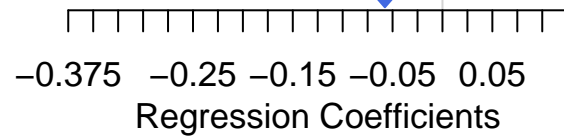
Cohort	Coef	95% CI
ALHS	-0.0948	-0.1349, -0.0546
ARIC-allpts	-0.0733	-0.1612, 0.0146
ARIC-EA	-0.1400	-0.2368, -0.0432
ARIC-AA	0.1537	-0.0469, 0.3542
Meta	-0.0930	-0.1294, -0.0565

**CBLN4.5688.65**

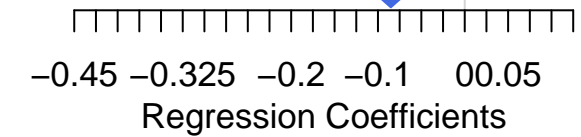
Cohort	Coef	95% CI
ALHS	-0.0514	-0.0836, -0.0191
ARIC-allpts	-0.2656	-0.3570, -0.1742
ARIC-EA	-0.2561	-0.3545, -0.1577
ARIC-AA	-0.2913	-0.5188, -0.0638
Meta	-0.0752	-0.1055, -0.0448

**MRC2.3041.55**

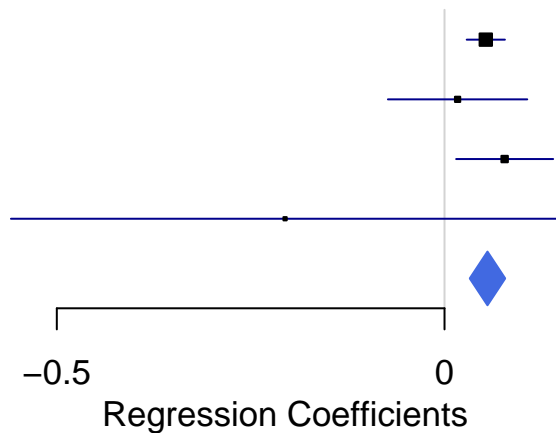
Cohort	Coef	95% CI
ALHS	-0.0442	-0.0686, -0.0198
ARIC-allpts	-0.2274	-0.3175, -0.1373
ARIC-EA	-0.2641	-0.3614, -0.1667
ARIC-AA	-0.0995	-0.3196, 0.1206
Meta	-0.0577	-0.0812, -0.0342

**CILP2.8841.65**

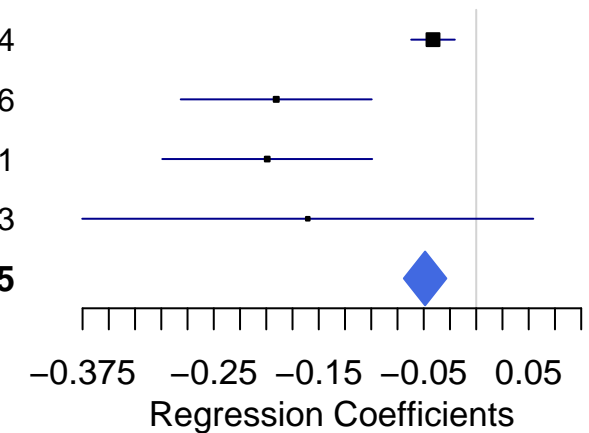
Cohort	Coef	95% CI
ALHS	-0.0444	-0.0825, -0.0064
ARIC-allpts	-0.2968	-0.3865, -0.2071
ARIC-EA	-0.3486	-0.4461, -0.2511
ARIC-AA	-0.1080	-0.3267, 0.1107
Meta	-0.0852	-0.1202, -0.0502

**FETUB.3367.8**

Cohort	Coef	95% CI
ALHS	0.0532	0.0286, 0.0779
ARIC-allpts	0.0169	-0.0730, 0.1067
ARIC-EA	0.0775	0.0150, 0.1401
ARIC-AA	-0.2056	-0.5591, 0.1479
Meta	0.0554	0.0325, 0.0783

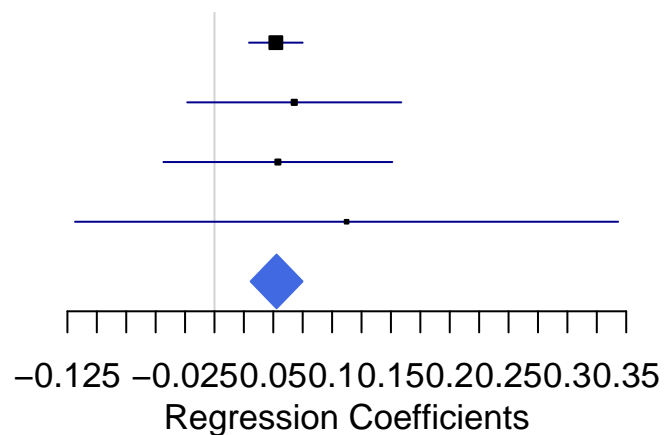
**SEMA3G.5628.21**

Cohort	Coef	95% CI
ALHS	-0.0412	-0.0619, -0.0204
ARIC-allpts	-0.1905	-0.2815, -0.0996
ARIC-EA	-0.1991	-0.2991, -0.0991
ARIC-AA	-0.1605	-0.3753, 0.0543
Meta	-0.0487	-0.0689, -0.0285



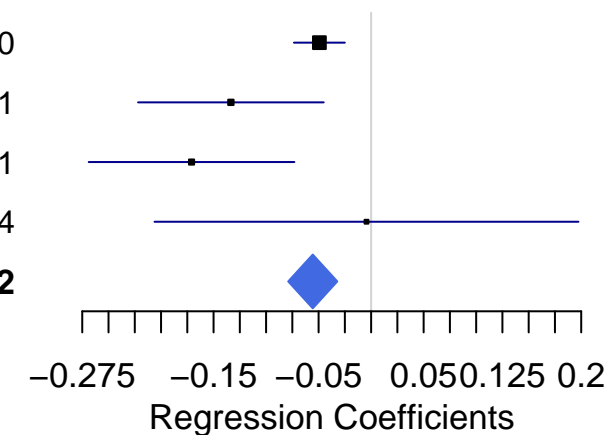
CALCB.17170.15

Cohort	Coef	95% CI
ALHS	0.0522	0.0294, 0.0750
ARIC-allpts	0.0678	-0.0232, 0.1588
ARIC-EA	0.0539	-0.0434, 0.1512
ARIC-AA	0.1123	-0.1185, 0.3431
Meta	0.0528	0.0307, 0.0749



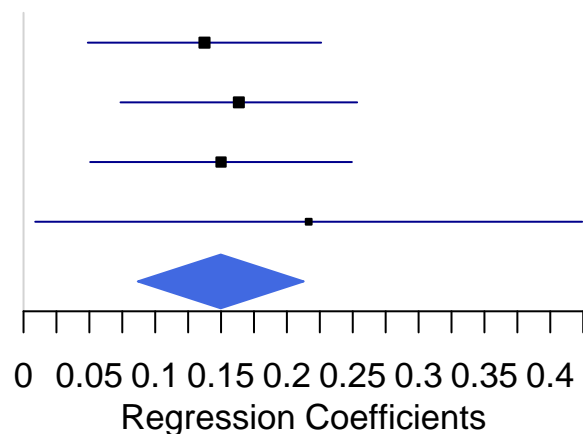
IGDCC4.9793.145

Cohort	Coef	95% CI
ALHS	-0.0492	-0.0735, -0.0250
ARIC-allpts	-0.1335	-0.2219, -0.0451
ARIC-EA	-0.1709	-0.2688, -0.0731
ARIC-AA	-0.0044	-0.2062, 0.1974
Meta	-0.0556	-0.0789, -0.0322



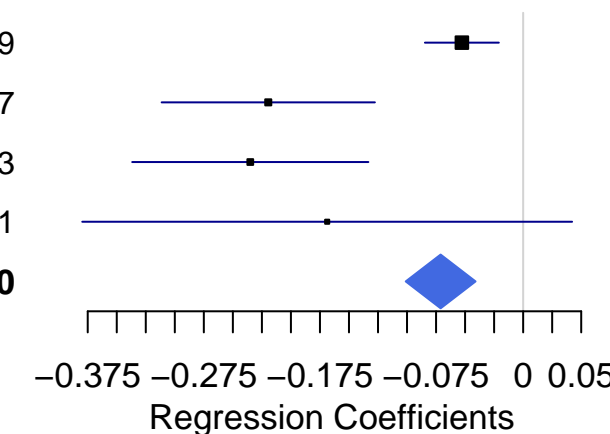
SAA1.15515.2

Cohort	Coef	95% CI
ALHS	0.1374	0.0488, 0.2260
ARIC-allpts	0.1635	0.0737, 0.2533
ARIC-EA	0.1500	0.0506, 0.2493
ARIC-AA	0.2165	0.0089, 0.4242
Meta	0.1498	0.0867, 0.2128



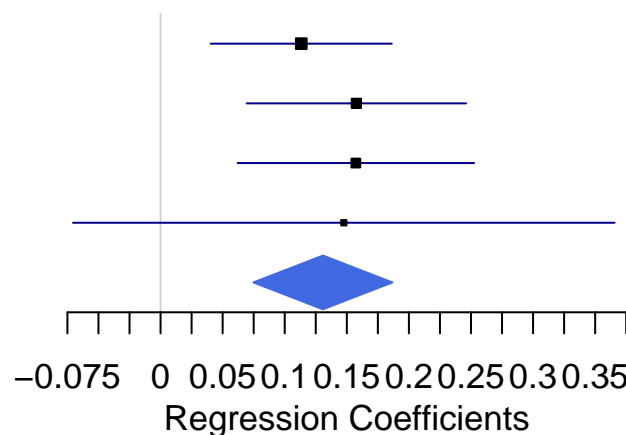
ITIH5.8233.2

Cohort	Coef	95% CI
ALHS	-0.0528	-0.0846, -0.0209
ARIC-allpts	-0.2195	-0.3113, -0.1277
ARIC-EA	-0.2350	-0.3367, -0.1333
ARIC-AA	-0.1688	-0.3797, 0.0421
Meta	-0.0711	-0.1011, -0.0410



MYL3.18376.19

Cohort	Coef	95% CI
ALHS	0.1133	0.0404, 0.1862
ARIC-allpts	0.1577	0.0693, 0.2460
ARIC-EA	0.1573	0.0621, 0.2525
ARIC-AA	0.1476	-0.0705, 0.3656
Meta	0.1308	0.0748, 0.1867



ROBO2.5116.62

Cohort	Coef	95% CI
ALHS	-0.0303	-0.0460, -0.0146
ARIC-allpts	-0.2109	-0.3000, -0.1218
ARIC-EA	-0.2484	-0.3471, -0.1497
ARIC-AA	-0.0582	-0.2625, 0.1462
Meta	-0.0358	-0.0512, -0.0203

