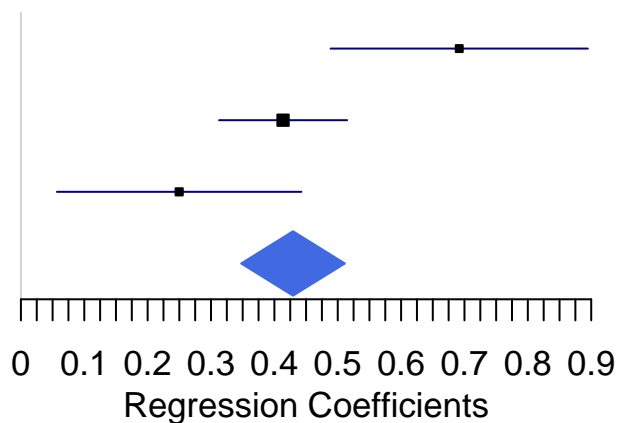


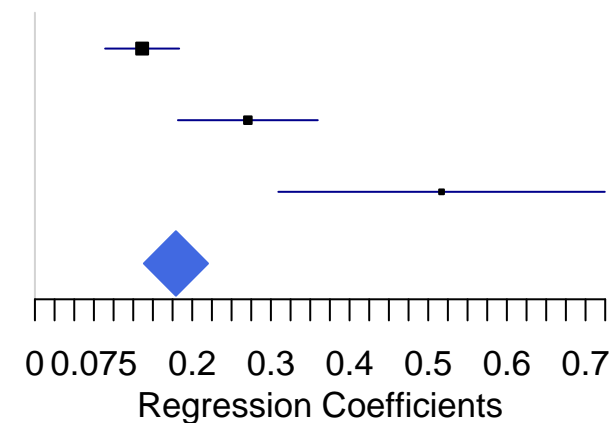
IGHE.IGK.IGL.4135.84

Cohort	Coef	95% CI
ALHS	0.6918	0.4888–0.8947
ARICWhite	0.4137	0.3127–0.5147
ARICBlack	0.2498	0.0568–0.4427
Meta	0.4294	0.3475–0.5113



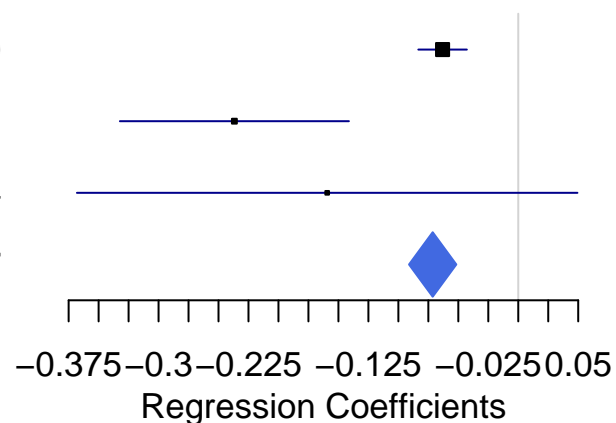
PAPPA.4148.49

Cohort	Coef	95% CI
ALHS	0.1363	0.0893–0.1834
ARICWhite	0.2707	0.1818–0.3596
ARICBlack	0.5170	0.3095–0.7245
Meta	0.1793	0.1385–0.2201



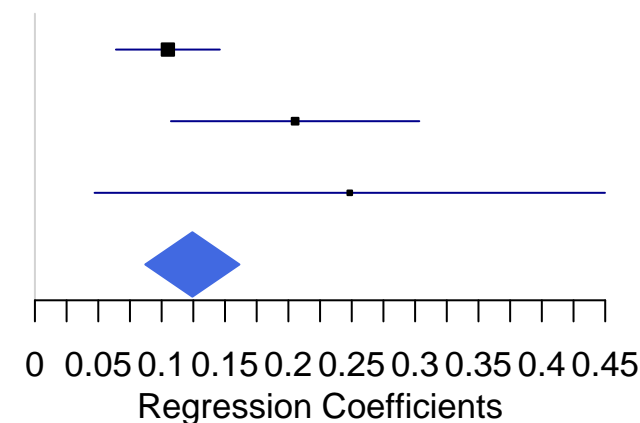
CNTN1.2974.61

Cohort	Coef	95% CI
ALHS	-0.0631	-0.0834–-0.0429
ARICWhite	-0.2368	-0.3323–-0.1412
ARICBlack	-0.1594	-0.3681–-0.0494
Meta	-0.0714	-0.0911–-0.0517



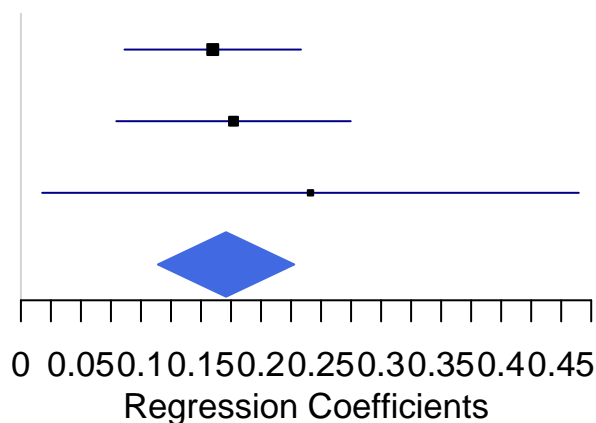
PRG3.9015.1

Cohort	Coef	95% CI
ALHS	0.1049	0.0639–0.1459
ARICWhite	0.2053	0.1073–0.3033
ARICBlack	0.2484	0.0471–0.4498
Meta	0.1242	0.0871–0.1614



CRISPLD2.5691.2

Cohort	Coef	95% CI
ALHS	0.1598	0.0863–0.2333
ARICWhite	0.1771	0.0795–0.2747
ARICBlack	0.2412	0.0177–0.4647
Meta	0.1709	0.1141–0.2277



TFF3.4721.54

Cohort	Coef	95% CI
ALHS	0.0853	0.0538–0.1167
ARICWhite	0.1520	0.0514–0.2526
ARICBlack	-0.0528	-0.2236–0.1180
Meta	0.0869	0.0573–0.1164

