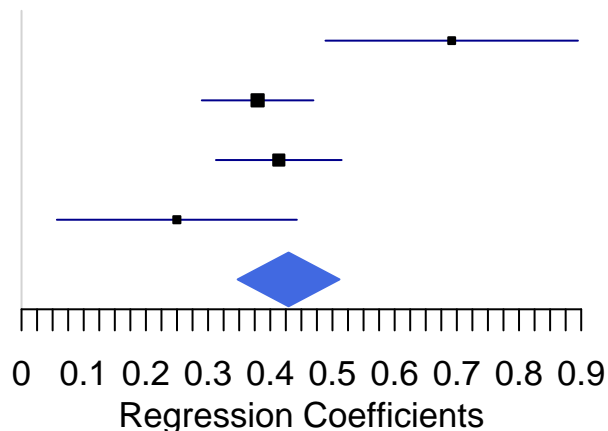


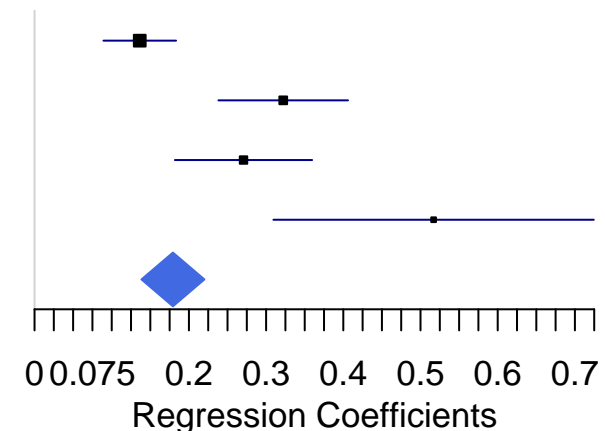
### IGHE.IGK.IGL.4135.84

Cohort	Coef	95% CI
ALHS	0.6918	0.4888, 0.8947
ARIC-allpts	0.3796	0.2899, 0.4694
ARIC-EA	0.4137	0.3127, 0.5147
ARIC-AA	0.2498	0.0568, 0.4427
<b>Meta</b>	<b>0.4294</b>	<b>0.3475, 0.5113</b>



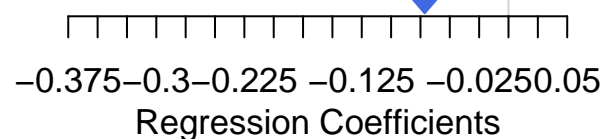
### PAPPA.4148.49

Cohort	Coef	95% CI
ALHS	0.1363	0.0893, 0.1834
ARIC-allpts	0.3222	0.2382, 0.4061
ARIC-EA	0.2707	0.1818, 0.3596
ARIC-AA	0.5170	0.3095, 0.7245
<b>Meta</b>	<b>0.1793</b>	<b>0.1385, 0.2201</b>



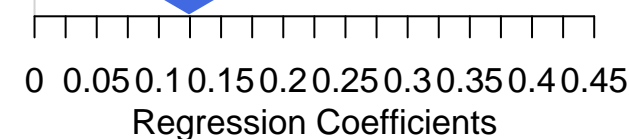
### CNTN1.2974.61

Cohort	Coef	95% CI
ALHS	-0.0631	-0.0834, -0.0429
ARIC-allpts	-0.2191	-0.3064, -0.1318
ARIC-EA	-0.2368	-0.3323, -0.1412
ARIC-AA	-0.1594	-0.3681, 0.0494
<b>Meta</b>	<b>-0.0714</b>	<b>-0.0911, -0.0517</b>



### PRG3.9015.1

Cohort	Coef	95% CI
ALHS	0.1049	0.0639, 0.1459
ARIC-allpts	0.2148	0.1260, 0.3035
ARIC-EA	0.2053	0.1073, 0.3033
ARIC-AA	0.2484	0.0471, 0.4498
<b>Meta</b>	<b>0.1242</b>	<b>0.0871, 0.1614</b>



### CRISPLD2.5691.2

Cohort	Coef	95% CI
ALHS	0.1598	0.0863, 0.2333
ARIC-allpts	0.1885	0.0981, 0.2789
ARIC-EA	0.1771	0.0795, 0.2747
ARIC-AA	0.2412	0.0177, 0.4647
<b>Meta</b>	<b>0.1709</b>	<b>0.1141, 0.2277</b>



### FBLN1.6470.19

Cohort	Coef	95% CI
ALHS	-0.0484	-0.0663, -0.0305
ARIC-allpts	-0.1287	-0.2184, -0.0390
ARIC-EA	-0.1559	-0.2548, -0.0570
ARIC-AA	-0.0415	-0.2488, 0.1659
<b>Meta</b>	<b>-0.0517</b>	<b>-0.0693, -0.0342</b>

