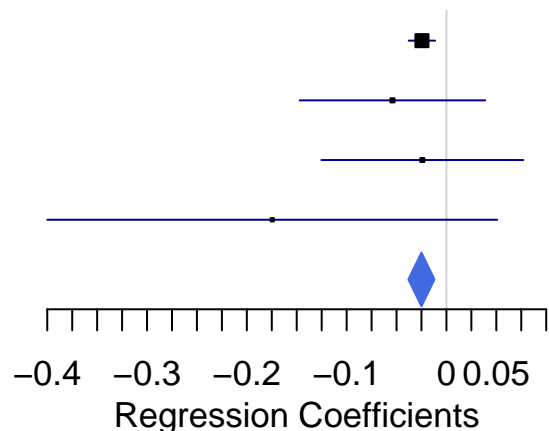
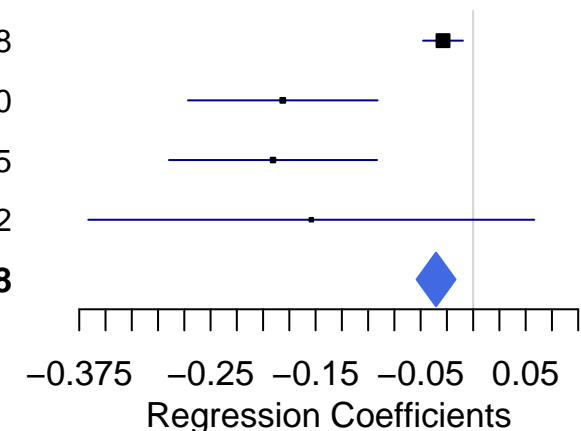


**MSR1.11207.3**

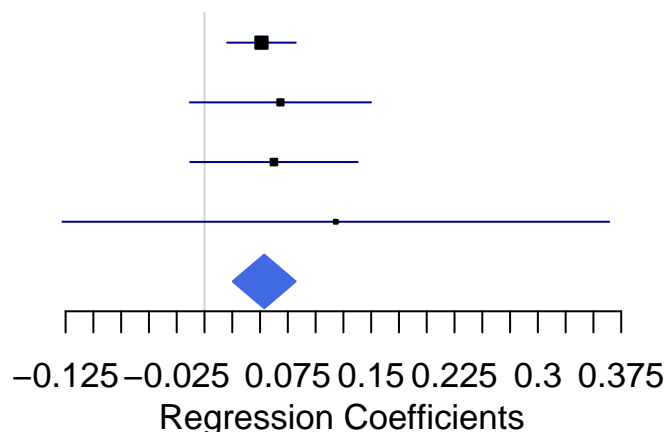
Cohort	Coef	95% CI
ALHS	-0.0245	-0.0378, -0.0113
ARIC-allpts	-0.0540	-0.1470, 0.0389
ARIC-EA	-0.0242	-0.1253, 0.0770
ARIC-AA	-0.1745	-0.3999, 0.0509
<b>Meta</b>	<b>-0.0250</b>	<b>-0.0381, -0.0119</b>

**NEO1.8900.28**

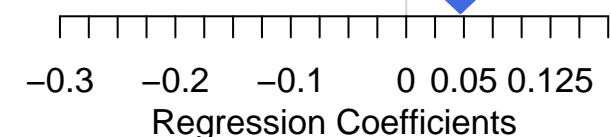
Cohort	Coef	95% CI
ALHS	-0.0287	-0.0477, -0.0098
ARIC-allpts	-0.1813	-0.2715, -0.0910
ARIC-EA	-0.1905	-0.2896, -0.0915
ARIC-AA	-0.1541	-0.3664, 0.0582
<b>Meta</b>	<b>-0.0353</b>	<b>-0.0539, -0.0168</b>

**CRELD1.7628.40**

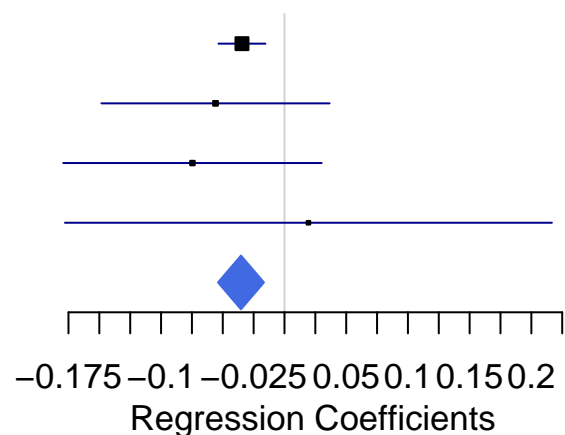
Cohort	Coef	95% CI
ALHS	0.0513	0.0204, 0.0821
ARIC-allpts	0.0683	-0.0132, 0.1499
ARIC-EA	0.0625	-0.0129, 0.1379
ARIC-AA	0.1182	-0.1279, 0.3642
<b>Meta</b>	<b>0.0538</b>	<b>0.0254, 0.0821</b>

**PTGDS.10514.5**

Cohort	Coef	95% CI
ALHS	0.0486	0.0227, 0.0745
ARIC-allpts	0.0207	-0.0665, 0.1078
ARIC-EA	0.0464	-0.0456, 0.1383
ARIC-AA	-0.0724	-0.2989, 0.1542
<b>Meta</b>	<b>0.0470</b>	<b>0.0222, 0.0718</b>

**AS3MT.18417.3**

Cohort	Coef	95% CI
ALHS	-0.0344	-0.0535, -0.0154
ARIC-allpts	-0.0559	-0.1483, 0.0366
ARIC-EA	-0.0746	-0.1792, 0.0301
ARIC-AA	0.0194	-0.1778, 0.2166
<b>Meta</b>	<b>-0.0352</b>	<b>-0.0539, -0.0166</b>

**PCSK2.15440.57**

Cohort	Coef	95% CI
ALHS	-0.0216	-0.0328, -0.0103
ARIC-allpts	0.0068	-0.0861, 0.0997
ARIC-EA	0.0073	-0.0950, 0.1097
ARIC-AA	0.0120	-0.2053, 0.2292
<b>Meta</b>	<b>-0.0211</b>	<b>-0.0323, -0.0099</b>

