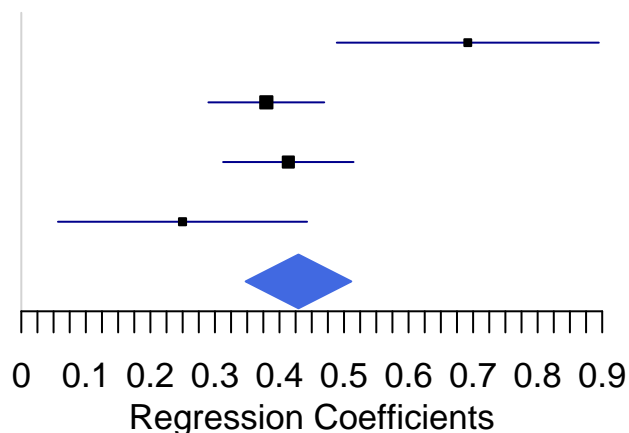


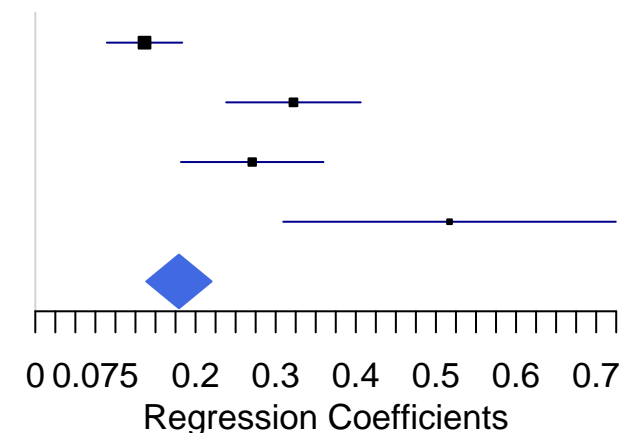
IGHE.IGK.IGL.4135.84

Cohort	Coef	95% CI
ALHS	0.6918	0.4888,0.8947
ARICAllpts	0.3796	0.2899,0.4694
ARICWhite	0.4137	0.3127,0.5147
ARICBlack	0.2498	0.0568,0.4427
Meta	0.4294	0.3475,0.5113



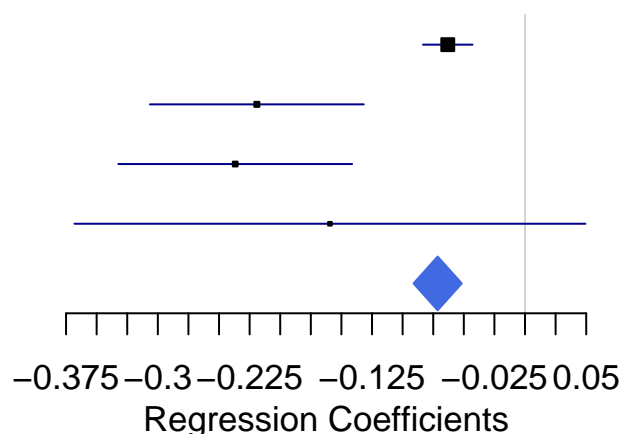
PAPPA.4148.49

Cohort	Coef	95% CI
ALHS	0.1363	0.0893,0.1834
ARICAllpts	0.3222	0.2382,0.4061
ARICWhite	0.2707	0.1818,0.3596
ARICBlack	0.5170	0.3095,0.7245
Meta	0.1793	0.1385,0.2201



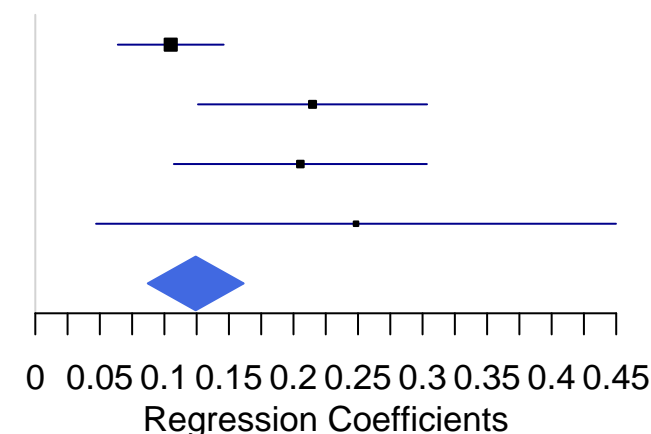
CNTN1.2974.61

Cohort	Coef	95% CI
ALHS	-0.0631	-0.0834,-0.0429
ARICAllpts	-0.2191	-0.3064,-0.1318
ARICWhite	-0.2368	-0.3323,-0.1412
ARICBlack	-0.1594	-0.3681,0.0494
Meta	-0.0714	-0.0911,-0.0517



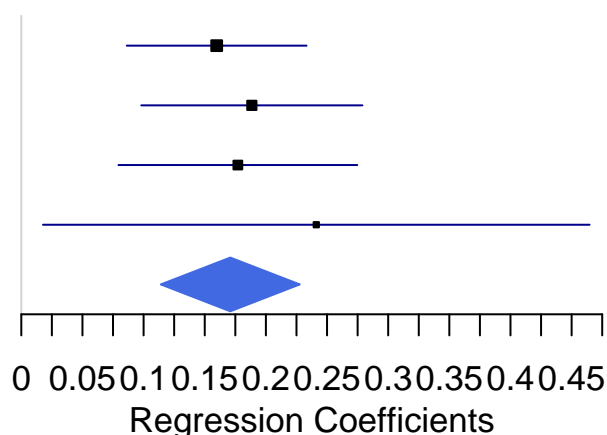
PRG3.9015.1

Cohort	Coef	95% CI
ALHS	0.1049	0.0639,0.1459
ARICAllpts	0.2148	0.1260,0.3035
ARICWhite	0.2053	0.1073,0.3033
ARICBlack	0.2484	0.0471,0.4498
Meta	0.1242	0.0871,0.1614



CRISPLD2.5691.2

Cohort	Coef	95% CI
ALHS	0.1598	0.0863,0.2333
ARICAllpts	0.1885	0.0981,0.2789
ARICWhite	0.1771	0.0795,0.2747
ARICBlack	0.2412	0.0177,0.4647
Meta	0.1709	0.1141,0.2277



FBLN1.6470.19

Cohort	Coef	95% CI
ALHS	-0.0484	-0.0663,-0.0305
ARICAllpts	-0.1287	-0.2184,-0.0390
ARICWhite	-0.1559	-0.2548,-0.0570
ARICBlack	-0.0415	-0.2488,0.1659
Meta	-0.0517	-0.0693,-0.0342

