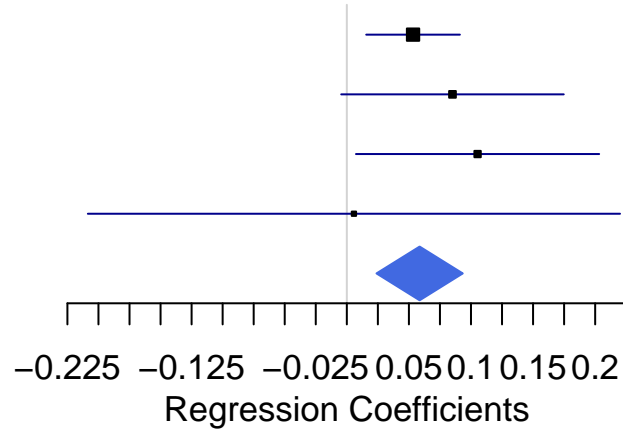


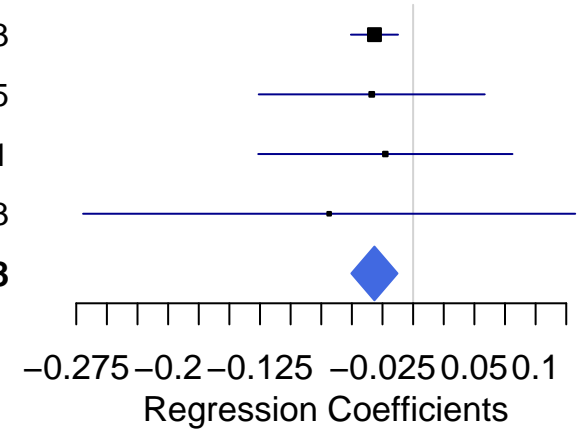
TNFRSF11B.8304.50

Cohort	Coef	95% CI
ALHS	0.0533	0.0156, 0.0911
ARIC-allpts	0.0851	-0.0045, 0.1747
ARIC-white	0.1053	0.0074, 0.2032
ARIC-black	0.0057	-0.2086, 0.2200
Meta	0.0586	0.0239, 0.0934



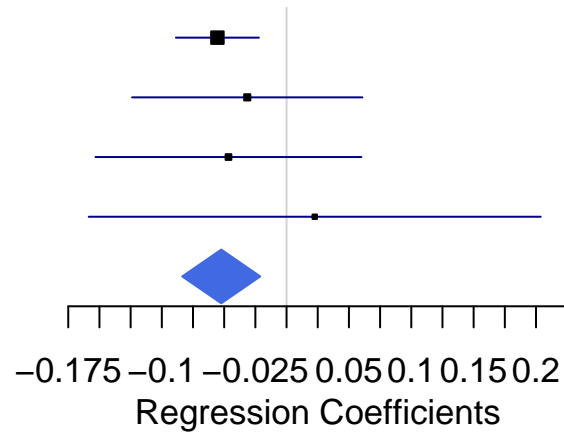
MGAT4A.9392.43

Cohort	Coef	95% CI
ALHS	-0.0316	-0.0508, -0.0123
ARIC-allpts	-0.0338	-0.1260, 0.0585
ARIC-white	-0.0227	-0.1265, 0.0811
ARIC-black	-0.0686	-0.2694, 0.1323
Meta	-0.0316	-0.0504, -0.0128



CAMK4.18904.23

Cohort	Coef	95% CI
ALHS	-0.0554	-0.0887, -0.0222
ARIC-allpts	-0.0315	-0.1239, 0.0608
ARIC-white	-0.0466	-0.1532, 0.0601
ARIC-black	0.0226	-0.1586, 0.2038
Meta	-0.0523	-0.0836, -0.0211



KNG1.7784.1

Cohort	Coef	95% CI
ALHS	0.0269	0.0080, 0.0458
ARIC-allpts	0.1273	0.0354, 0.2193
ARIC-white	0.1486	0.0440, 0.2531
ARIC-black	0.0460	-0.1470, 0.2389
Meta	0.0309	0.0124, 0.0495

