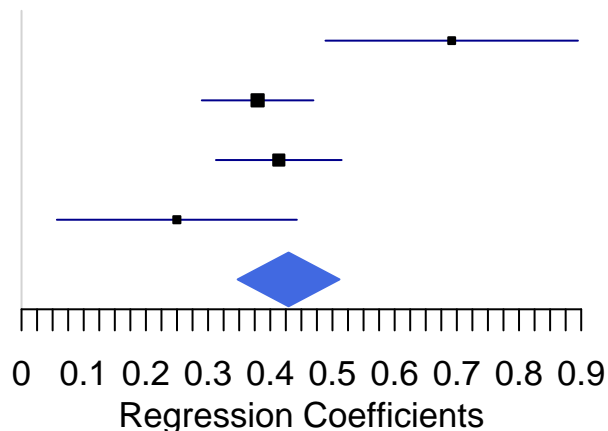


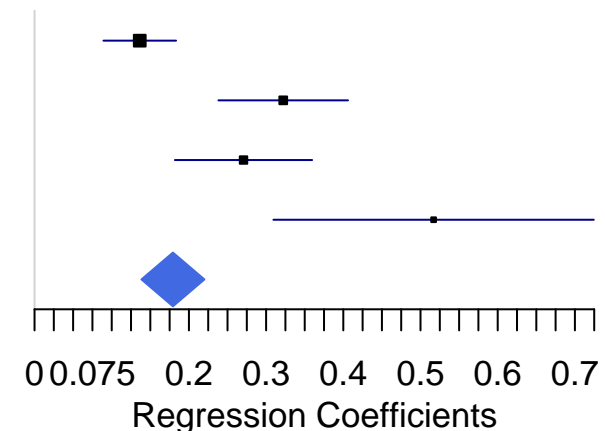
IGHE.IGK.IGL.4135.84

Cohort	Coef	95% CI
ALHS	0.6918	0.4888, 0.8947
ARIC-allpts	0.3796	0.2899, 0.4694
ARIC-EA	0.4137	0.3127, 0.5147
ARIC-AA	0.2498	0.0568, 0.4427
Meta	0.4294	0.3475, 0.5113



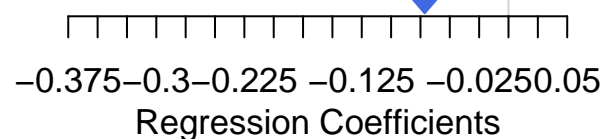
PAPPA.4148.49

Cohort	Coef	95% CI
ALHS	0.1363	0.0893, 0.1834
ARIC-allpts	0.3222	0.2382, 0.4061
ARIC-EA	0.2707	0.1818, 0.3596
ARIC-AA	0.5170	0.3095, 0.7245
Meta	0.1793	0.1385, 0.2201



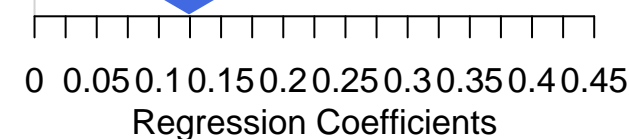
CNTN1.2974.61

Cohort	Coef	95% CI
ALHS	-0.0631	-0.0834, -0.0429
ARIC-allpts	-0.2191	-0.3064, -0.1318
ARIC-EA	-0.2368	-0.3323, -0.1412
ARIC-AA	-0.1594	-0.3681, 0.0494
Meta	-0.0714	-0.0911, -0.0517



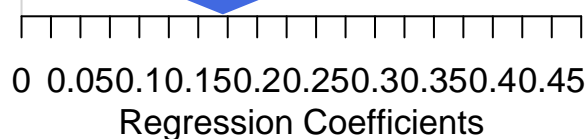
PRG3.9015.1

Cohort	Coef	95% CI
ALHS	0.1049	0.0639, 0.1459
ARIC-allpts	0.2148	0.1260, 0.3035
ARIC-EA	0.2053	0.1073, 0.3033
ARIC-AA	0.2484	0.0471, 0.4498
Meta	0.1242	0.0871, 0.1614



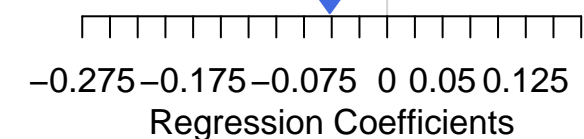
CRISPLD2.5691.2

Cohort	Coef	95% CI
ALHS	0.1598	0.0863, 0.2333
ARIC-allpts	0.1885	0.0981, 0.2789
ARIC-EA	0.1771	0.0795, 0.2747
ARIC-AA	0.2412	0.0177, 0.4647
Meta	0.1709	0.1141, 0.2277



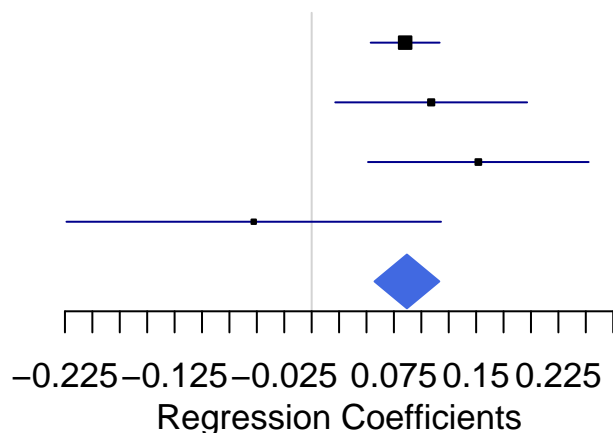
FBLN1.6470.19

Cohort	Coef	95% CI
ALHS	-0.0484	-0.0663, -0.0305
ARIC-allpts	-0.1287	-0.2184, -0.0390
ARIC-EA	-0.1559	-0.2548, -0.0570
ARIC-AA	-0.0415	-0.2488, 0.1659
Meta	-0.0517	-0.0693, -0.0342



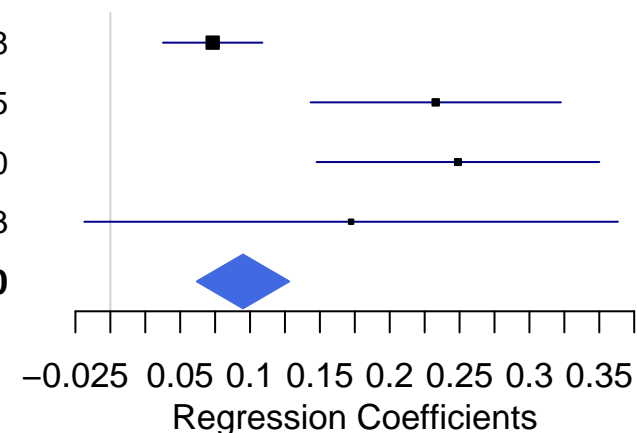
TFF3.4721.54

Cohort	Coef	95% CI
ALHS	0.0853	0.0538, 0.1167
ARIC-allpts	0.1090	0.0215, 0.1965
ARIC-EA	0.1520	0.0514, 0.2526
ARIC-AA	-0.0528	-0.2236, 0.1180
Meta	0.0869	0.0573, 0.1164



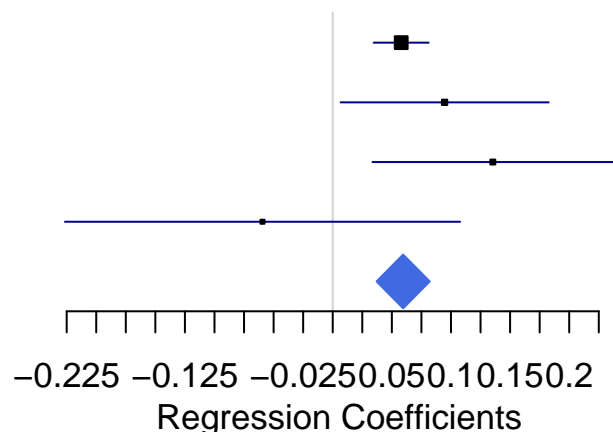
CCL18.3044.3

Cohort	Coef	95% CI
ALHS	0.0733	0.0377, 0.1088
ARIC-allpts	0.2329	0.1433, 0.3225
ARIC-EA	0.2488	0.1477, 0.3500
ARIC-AA	0.1723	-0.0187, 0.3633
Meta	0.0950	0.0619, 0.1280



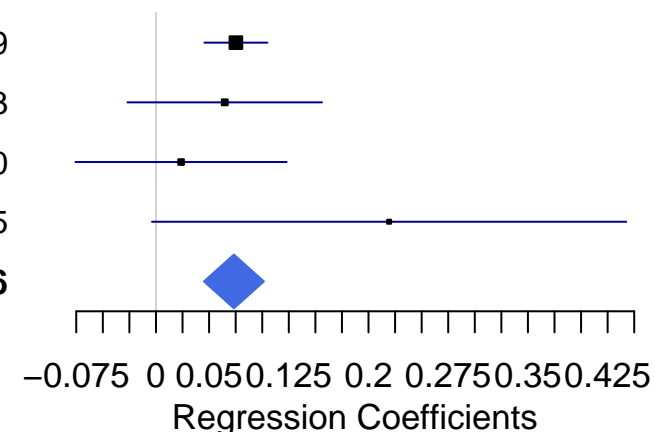
TFF3.8323.163

Cohort	Coef	95% CI
ALHS	0.0579	0.0346, 0.0812
ARIC-allpts	0.0946	0.0066, 0.1826
ARIC-EA	0.1354	0.0336, 0.2372
ARIC-AA	-0.0594	-0.2265, 0.1077
Meta	0.0595	0.0371, 0.0820



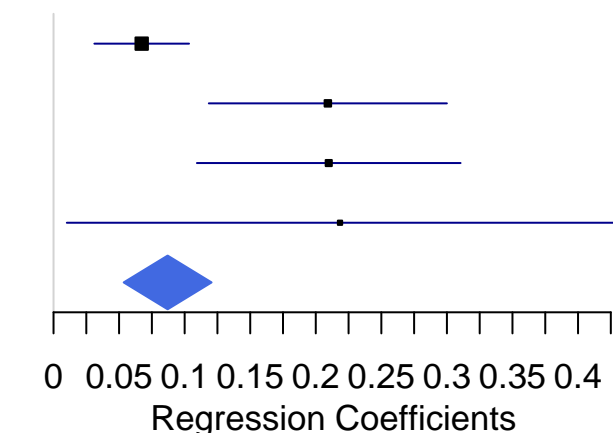
HGF.2681.23

Cohort	Coef	95% CI
ALHS	0.0752	0.0455, 0.1049
ARIC-allpts	0.0647	-0.0268, 0.1563
ARIC-EA	0.0236	-0.0758, 0.1230
ARIC-AA	0.2194	-0.0037, 0.4425
Meta	0.0734	0.0452, 0.1016



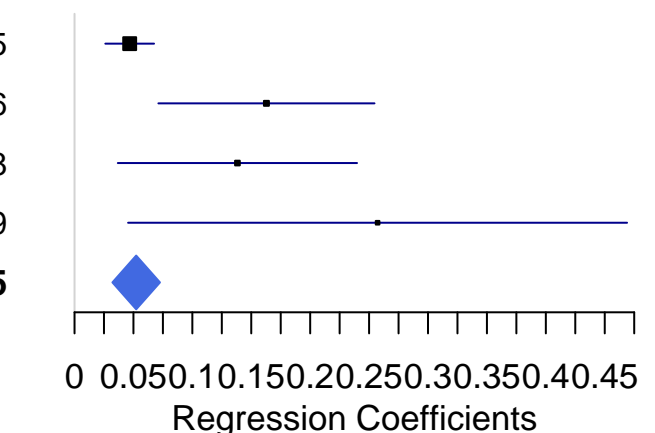
MMP10.8479.4

Cohort	Coef	95% CI
ALHS	0.0672	0.0311, 0.1033
ARIC-allpts	0.2092	0.1184, 0.3000
ARIC-EA	0.2099	0.1094, 0.3104
ARIC-AA	0.2185	0.0101, 0.4268
Meta	0.0870	0.0535, 0.1206



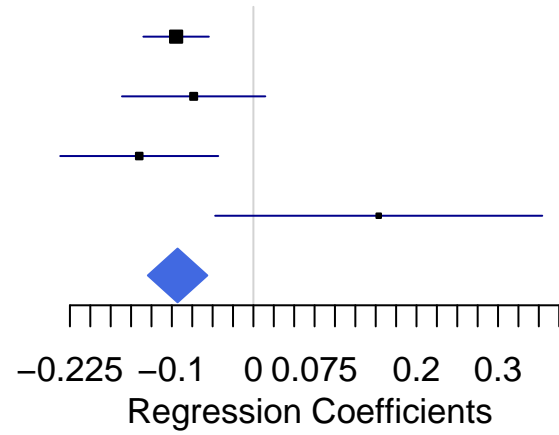
PRG2.7258.5

Cohort	Coef	95% CI
ALHS	0.0468	0.0261, 0.0675
ARIC-allpts	0.1629	0.0712, 0.2546
ARIC-EA	0.1383	0.0367, 0.2398
ARIC-AA	0.2572	0.0455, 0.4689
Meta	0.0523	0.0322, 0.0725

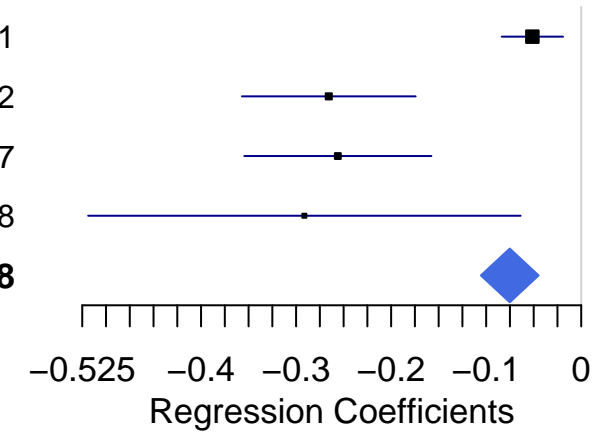


OMD.5358.3

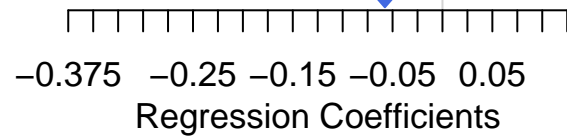
Cohort	Coef	95% CI
ALHS	-0.0948	-0.1349, -0.0546
ARIC-allpts	-0.0733	-0.1612, 0.0146
ARIC-EA	-0.1400	-0.2368, -0.0432
ARIC-AA	0.1537	-0.0469, 0.3542
Meta	-0.0930	-0.1294, -0.0565

**CBLN4.5688.65**

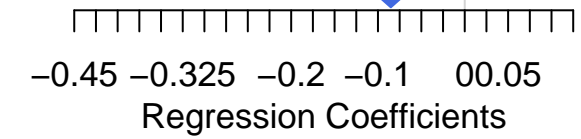
Cohort	Coef	95% CI
ALHS	-0.0514	-0.0836, -0.0191
ARIC-allpts	-0.2656	-0.3570, -0.1742
ARIC-EA	-0.2561	-0.3545, -0.1577
ARIC-AA	-0.2913	-0.5188, -0.0638
Meta	-0.0752	-0.1055, -0.0448

**MRC2.3041.55**

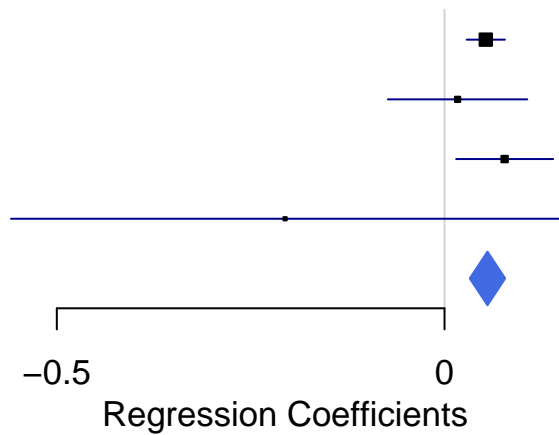
Cohort	Coef	95% CI
ALHS	-0.0442	-0.0686, -0.0198
ARIC-allpts	-0.2274	-0.3175, -0.1373
ARIC-EA	-0.2641	-0.3614, -0.1667
ARIC-AA	-0.0995	-0.3196, 0.1206
Meta	-0.0577	-0.0812, -0.0342

**CILP2.8841.65**

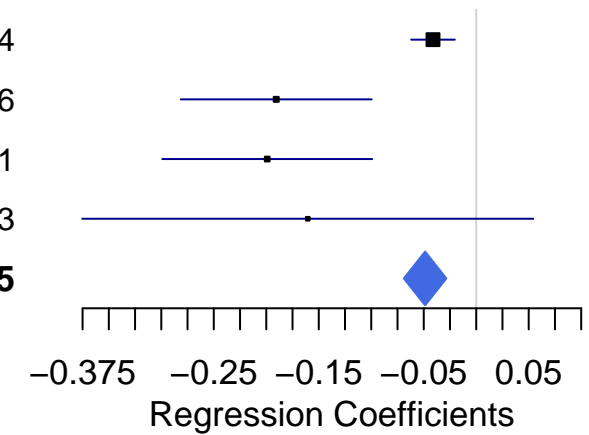
Cohort	Coef	95% CI
ALHS	-0.0444	-0.0825, -0.0064
ARIC-allpts	-0.2968	-0.3865, -0.2071
ARIC-EA	-0.3486	-0.4461, -0.2511
ARIC-AA	-0.1080	-0.3267, 0.1107
Meta	-0.0852	-0.1202, -0.0502

**FETUB.3367.8**

Cohort	Coef	95% CI
ALHS	0.0532	0.0286, 0.0779
ARIC-allpts	0.0169	-0.0730, 0.1067
ARIC-EA	0.0775	0.0150, 0.1401
ARIC-AA	-0.2056	-0.5591, 0.1479
Meta	0.0554	0.0325, 0.0783

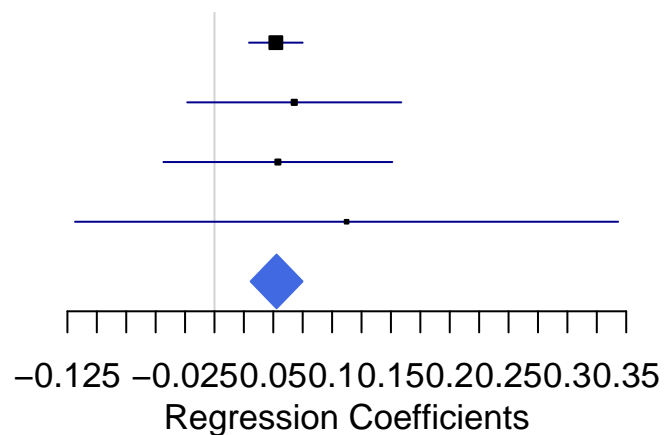
**SEMA3G.5628.21**

Cohort	Coef	95% CI
ALHS	-0.0412	-0.0619, -0.0204
ARIC-allpts	-0.1905	-0.2815, -0.0996
ARIC-EA	-0.1991	-0.2991, -0.0991
ARIC-AA	-0.1605	-0.3753, 0.0543
Meta	-0.0487	-0.0689, -0.0285

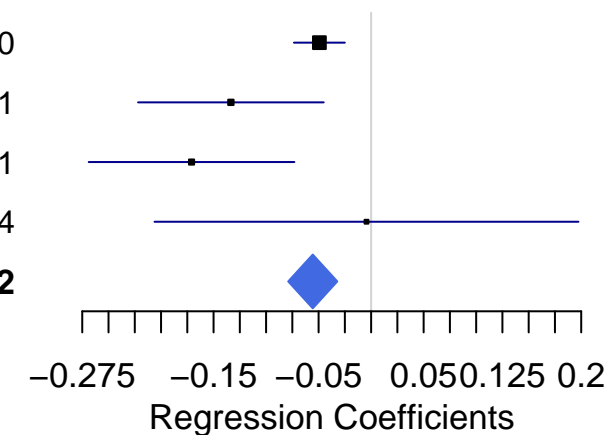


CALCB.17170.15

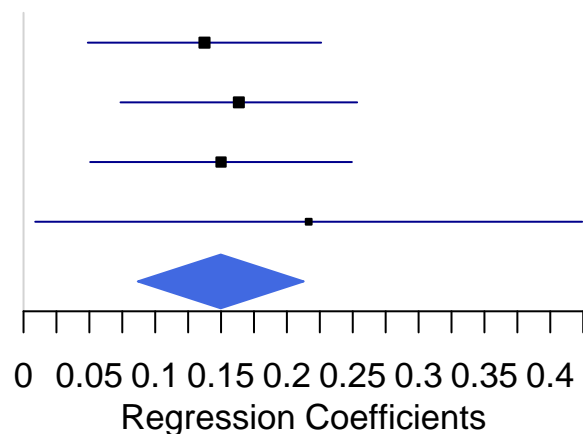
Cohort	Coef	95% CI
ALHS	0.0522	0.0294, 0.0750
ARIC-allpts	0.0678	-0.0232, 0.1588
ARIC-EA	0.0539	-0.0434, 0.1512
ARIC-AA	0.1123	-0.1185, 0.3431
Meta	0.0528	0.0307, 0.0749

**IGDCC4.9793.145**

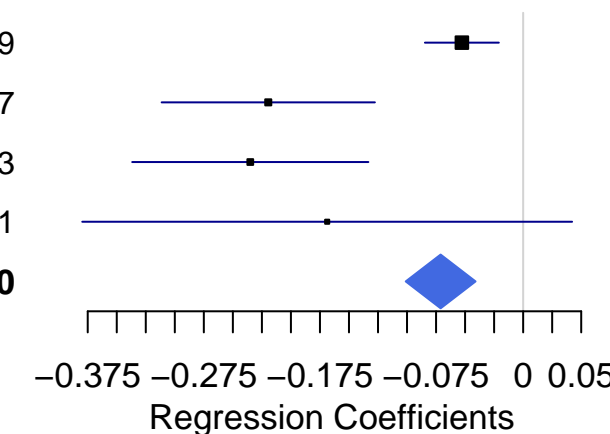
Cohort	Coef	95% CI
ALHS	-0.0492	-0.0735, -0.0250
ARIC-allpts	-0.1335	-0.2219, -0.0451
ARIC-EA	-0.1709	-0.2688, -0.0731
ARIC-AA	-0.0044	-0.2062, 0.1974
Meta	-0.0556	-0.0789, -0.0322

**SAA1.15515.2**

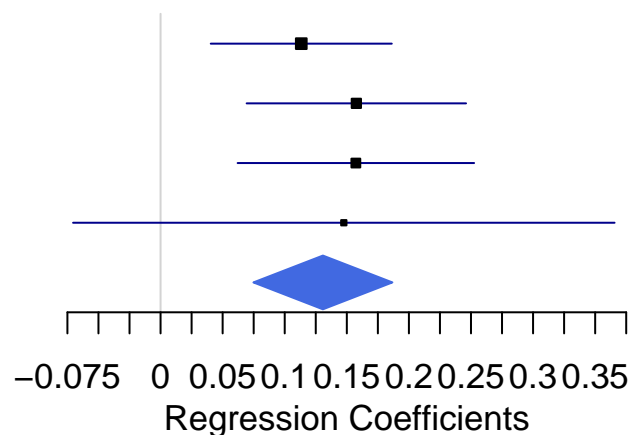
Cohort	Coef	95% CI
ALHS	0.1374	0.0488, 0.2260
ARIC-allpts	0.1635	0.0737, 0.2533
ARIC-EA	0.1500	0.0506, 0.2493
ARIC-AA	0.2165	0.0089, 0.4242
Meta	0.1498	0.0867, 0.2128

**ITIH5.8233.2**

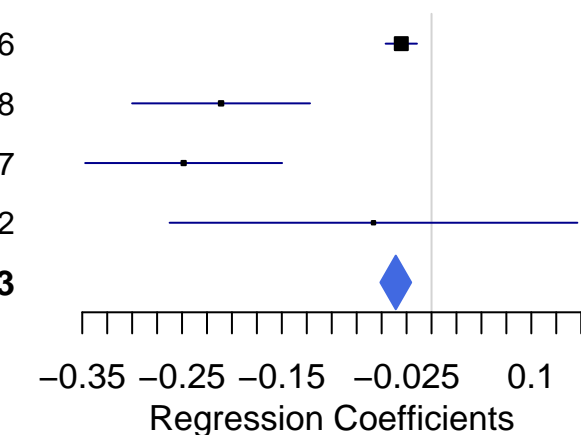
Cohort	Coef	95% CI
ALHS	-0.0528	-0.0846, -0.0209
ARIC-allpts	-0.2195	-0.3113, -0.1277
ARIC-EA	-0.2350	-0.3367, -0.1333
ARIC-AA	-0.1688	-0.3797, 0.0421
Meta	-0.0711	-0.1011, -0.0410

**MYL3.18376.19**

Cohort	Coef	95% CI
ALHS	0.1133	0.0404, 0.1862
ARIC-allpts	0.1577	0.0693, 0.2460
ARIC-EA	0.1573	0.0621, 0.2525
ARIC-AA	0.1476	-0.0705, 0.3656
Meta	0.1308	0.0748, 0.1867

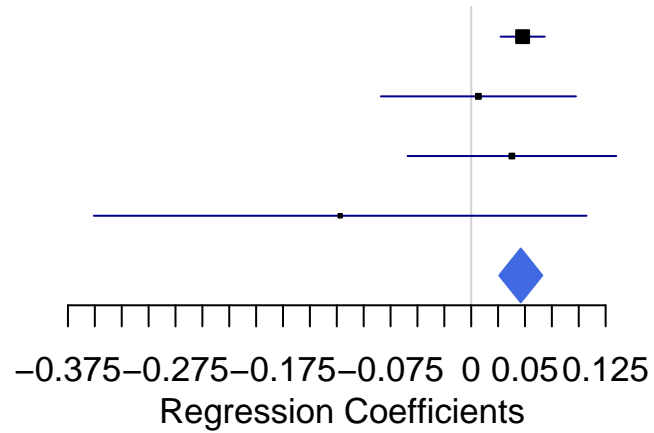
**ROBO2.5116.62**

Cohort	Coef	95% CI
ALHS	-0.0303	-0.0460, -0.0146
ARIC-allpts	-0.2109	-0.3000, -0.1218
ARIC-EA	-0.2484	-0.3471, -0.1497
ARIC-AA	-0.0582	-0.2625, 0.1462
Meta	-0.0358	-0.0512, -0.0203

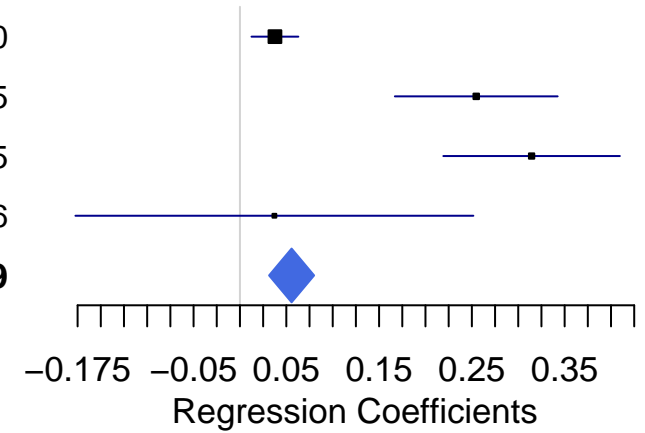


LRP11.15472.16

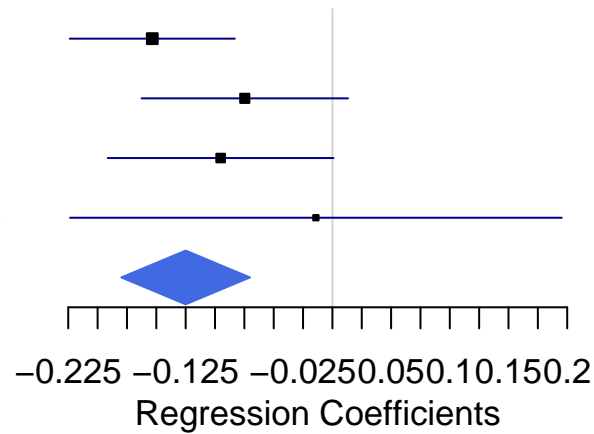
Cohort	Coef	95% CI
ALHS	0.0478	0.0273, 0.0683
ARIC-allpts	0.0067	-0.0840, 0.0974
ARIC-EA	0.0378	-0.0592, 0.1348
ARIC-AA	-0.1218	-0.3509, 0.1073
Meta	0.0461	0.0261, 0.0661

**TNNT2.5315.22**

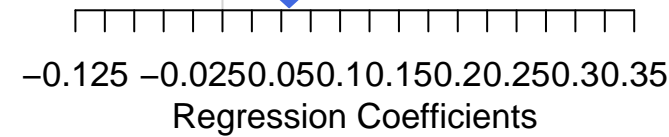
Cohort	Coef	95% CI
ALHS	0.0377	0.0125, 0.0630
ARIC-allpts	0.2547	0.1670, 0.3425
ARIC-EA	0.3144	0.2193, 0.4095
ARIC-AA	0.0371	-0.1773, 0.2516
Meta	0.0557	0.0314, 0.0799

**CA6.3352.80**

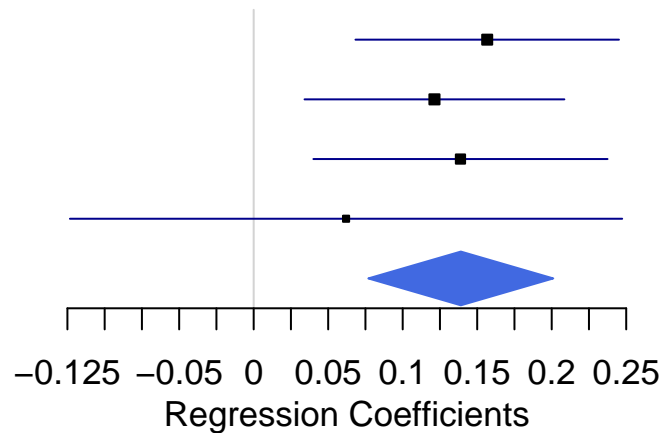
Cohort	Coef	95% CI
ALHS	-0.1534	-0.2237, -0.0831
ARIC-allpts	-0.0746	-0.1626, 0.0133
ARIC-EA	-0.0952	-0.1913, 0.0009
ARIC-AA	-0.0141	-0.2235, 0.1954
Meta	-0.1250	-0.1798, -0.0702

**LILRA5.7787.25**

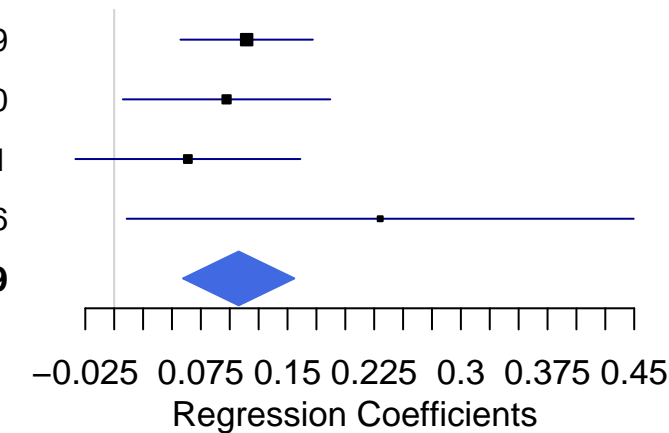
Cohort	Coef	95% CI
ALHS	0.0488	0.0225, 0.0751
ARIC-allpts	0.1392	0.0507, 0.2278
ARIC-EA	0.1475	0.0538, 0.2413
ARIC-AA	0.1115	-0.1162, 0.3392
Meta	0.0567	0.0315, 0.0818

**CRP.4337.49**

Cohort	Coef	95% CI
ALHS	0.1567	0.0683, 0.2451
ARIC-allpts	0.1213	0.0341, 0.2085
ARIC-EA	0.1388	0.0401, 0.2375
ARIC-AA	0.0620	-0.1233, 0.2473
Meta	0.1390	0.0770, 0.2011

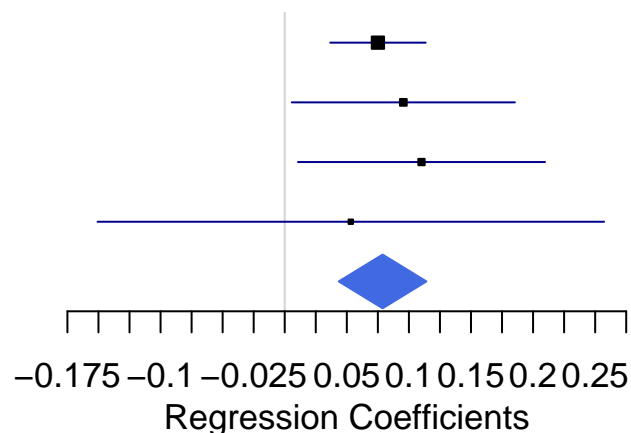
**MMP9.2579.17**

Cohort	Coef	95% CI
ALHS	0.1146	0.0574, 0.1719
ARIC-allpts	0.0972	0.0075, 0.1870
ARIC-EA	0.0638	-0.0336, 0.1611
ARIC-AA	0.2302	0.0108, 0.4496
Meta	0.1077	0.0596, 0.1559

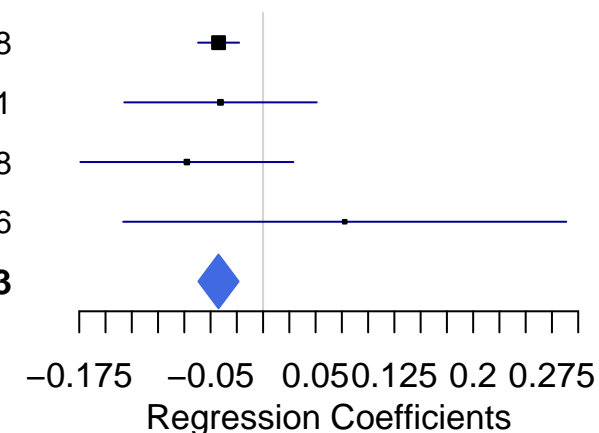


INHBA.13738.8

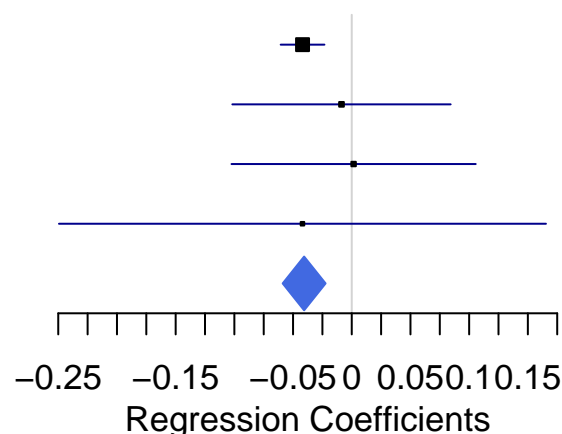
Cohort	Coef	95% CI
ALHS	0.0751	0.0366, 0.1135
ARIC-allpts	0.0955	0.0057, 0.1854
ARIC-EA	0.1101	0.0107, 0.2096
ARIC-AA	0.0532	-0.1507, 0.2572
Meta	0.0788	0.0435, 0.1141

**C1QTNF3.7251.64**

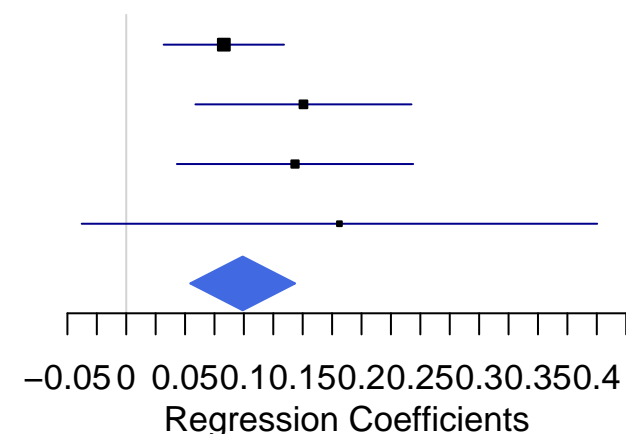
Cohort	Coef	95% CI
ALHS	-0.0424	-0.0619, -0.0228
ARIC-allpts	-0.0406	-0.1322, 0.0511
ARIC-EA	-0.0726	-0.1740, 0.0288
ARIC-AA	0.0777	-0.1332, 0.2886
Meta	-0.0424	-0.0616, -0.0233

**LCK.3452.17**

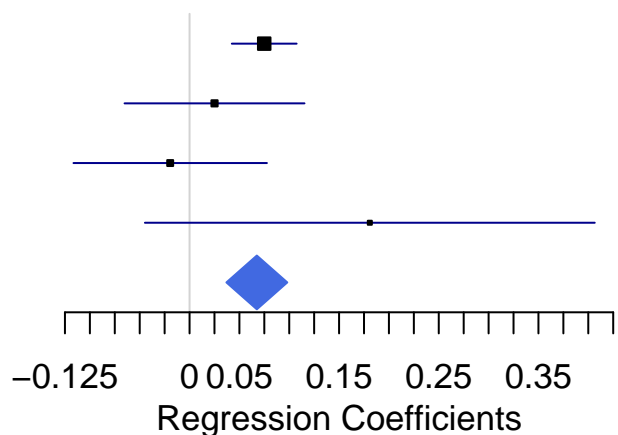
Cohort	Coef	95% CI
ALHS	-0.0419	-0.0605, -0.0233
ARIC-allpts	-0.0087	-0.1017, 0.0842
ARIC-EA	0.0016	-0.1024, 0.1056
ARIC-AA	-0.0420	-0.2494, 0.1654
Meta	-0.0406	-0.0588, -0.0223

**SAA2.18832.65**

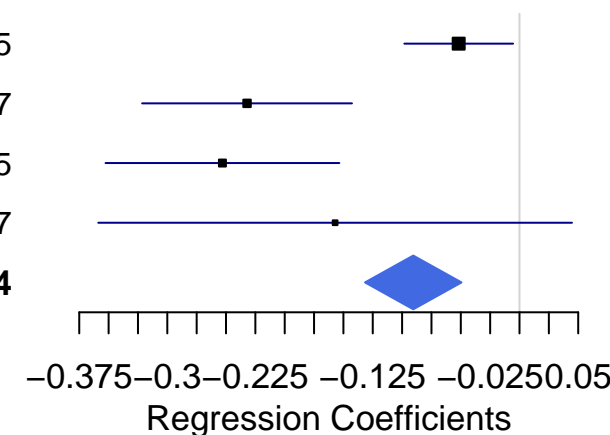
Cohort	Coef	95% CI
ALHS	0.0830	0.0318, 0.1341
ARIC-allpts	0.1506	0.0588, 0.2425
ARIC-EA	0.1435	0.0431, 0.2439
ARIC-AA	0.1812	-0.0379, 0.4003
Meta	0.0990	0.0544, 0.1436

**SLAMF1.7953.20**

Cohort	Coef	95% CI
ALHS	0.0749	0.0424, 0.1074
ARIC-allpts	0.0251	-0.0652, 0.1153
ARIC-EA	-0.0194	-0.1165, 0.0776
ARIC-AA	0.1809	-0.0448, 0.4065
Meta	0.0675	0.0370, 0.0980

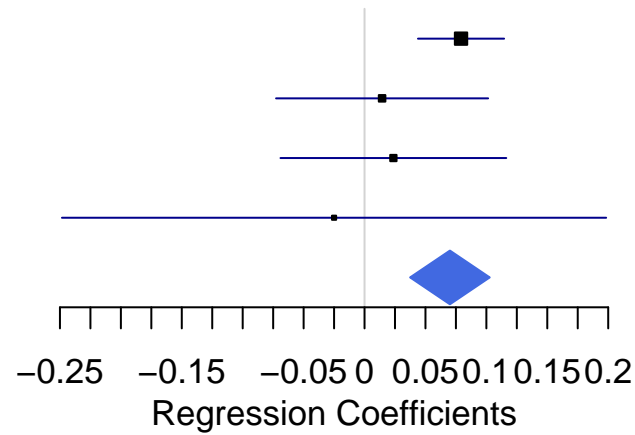
**MDGA2.19372.7**

Cohort	Coef	95% CI
ALHS	-0.0518	-0.0981, -0.0055
ARIC-allpts	-0.2321	-0.3214, -0.1427
ARIC-EA	-0.2531	-0.3526, -0.1535
ARIC-AA	-0.1571	-0.3588, 0.0447
Meta	-0.0905	-0.1316, -0.0494



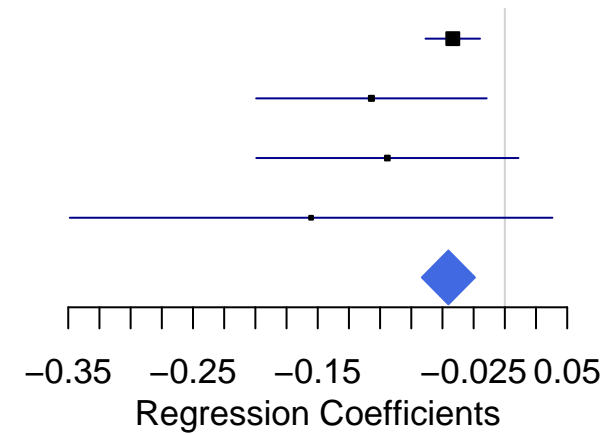
TREM1.9266.1

Cohort	Coef	95% CI
ALHS	0.0792	0.0439, 0.1146
ARIC-allpts	0.0144	-0.0726, 0.1014
ARIC-EA	0.0237	-0.0690, 0.1163
ARIC-AA	-0.0250	-0.2484, 0.1983
Meta	0.0701	0.0374, 0.1028



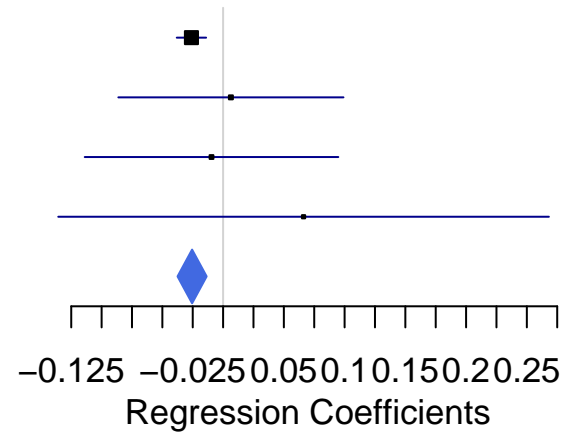
C1QA.C1QB.C1QC.2753.2

Cohort	Coef	95% CI
ALHS	-0.0417	-0.0636, -0.0199
ARIC-allpts	-0.1070	-0.1993, -0.0146
ARIC-EA	-0.0942	-0.1993, 0.0109
ARIC-AA	-0.1553	-0.3488, 0.0381
Meta	-0.0453	-0.0665, -0.0240



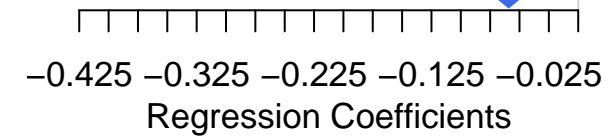
AQP4.11363.58

Cohort	Coef	95% CI
ALHS	-0.0261	-0.0381, -0.0140
ARIC-allpts	0.0064	-0.0862, 0.0991
ARIC-EA	-0.0095	-0.1139, 0.0948
ARIC-AA	0.0662	-0.1357, 0.2682
Meta	-0.0255	-0.0375, -0.0135



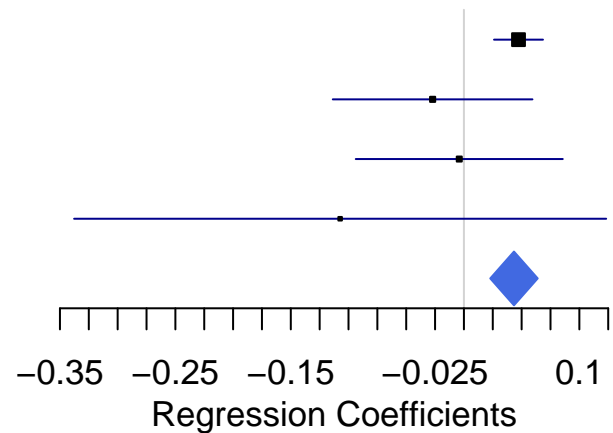
CACNA2D3.8885.6

Cohort	Coef	95% CI
ALHS	-0.0409	-0.0704, -0.0114
ARIC-allpts	-0.2204	-0.3084, -0.1323
ARIC-EA	-0.2216	-0.3214, -0.1218
ARIC-AA	-0.2219	-0.4081, -0.0358
Meta	-0.0592	-0.0872, -0.0312



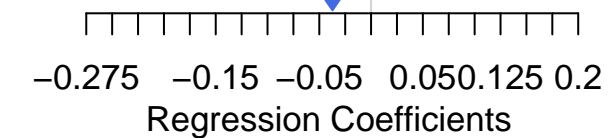
FSTL3.3438.10

Cohort	Coef	95% CI
ALHS	0.0473	0.0261, 0.0685
ARIC-allpts	-0.0271	-0.1136, 0.0594
ARIC-EA	-0.0040	-0.0937, 0.0856
ARIC-AA	-0.1072	-0.3378, 0.1233
Meta	0.0434	0.0228, 0.0639



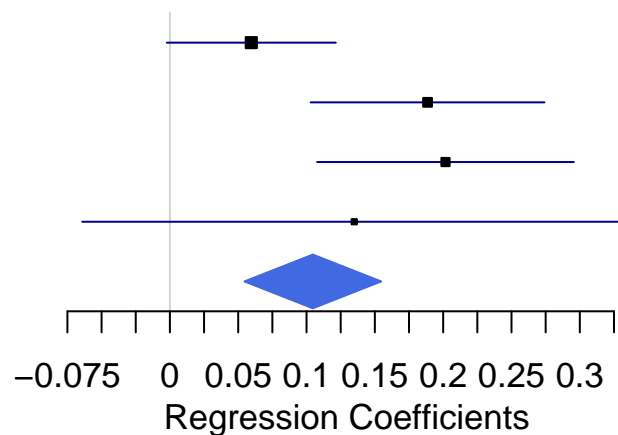
NOTCH3.5108.72

Cohort	Coef	95% CI
ALHS	-0.0324	-0.0506, -0.0143
ARIC-allpts	-0.1438	-0.2323, -0.0554
ARIC-EA	-0.1843	-0.2818, -0.0869
ARIC-AA	-0.0067	-0.2096, 0.1962
Meta	-0.0373	-0.0550, -0.0195



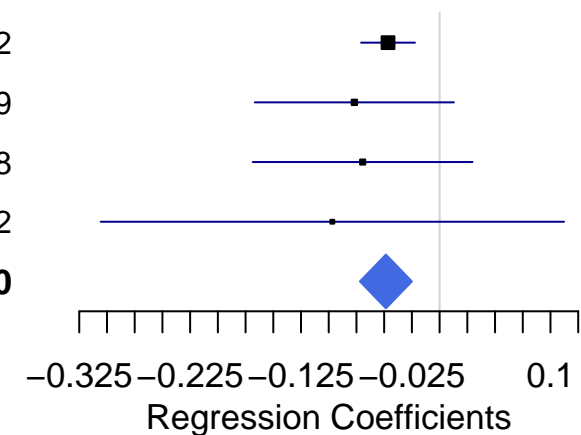
TNNI2.5440.26

Cohort	Coef	95% CI
ALHS	0.0596	-0.0023, 0.1214
ARIC-allpts	0.1886	0.1030, 0.2741
ARIC-EA	0.2017	0.1078, 0.2956
ARIC-AA	0.1349	-0.0641, 0.3340
Meta	0.1046	0.0546, 0.1546



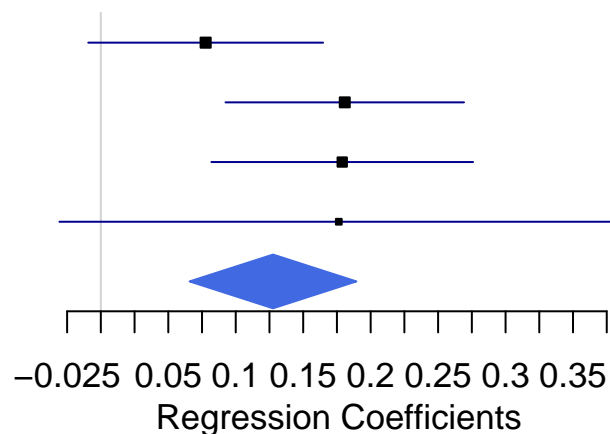
NPTX1.9256.78

Cohort	Coef	95% CI
ALHS	-0.0465	-0.0708, -0.0222
ARIC-allpts	-0.0769	-0.1667, 0.0129
ARIC-EA	-0.0694	-0.1685, 0.0298
ARIC-AA	-0.0967	-0.3057, 0.1122
Meta	-0.0484	-0.0719, -0.0250



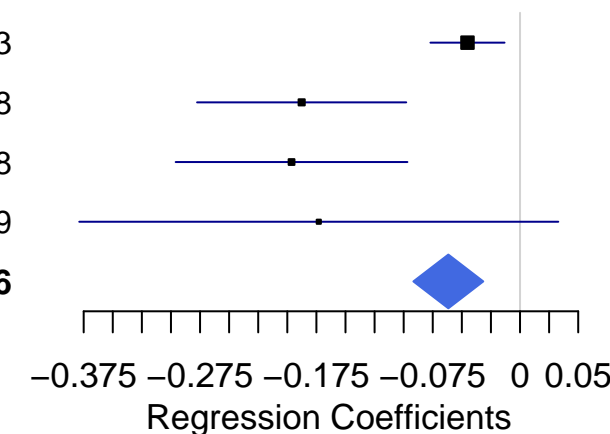
ACTN2.9844.138

Cohort	Coef	95% CI
ALHS	0.0777	-0.0093, 0.1647
ARIC-allpts	0.1808	0.0924, 0.2692
ARIC-EA	0.1789	0.0819, 0.2759
ARIC-AA	0.1764	-0.0307, 0.3835
Meta	0.1276	0.0658, 0.1894



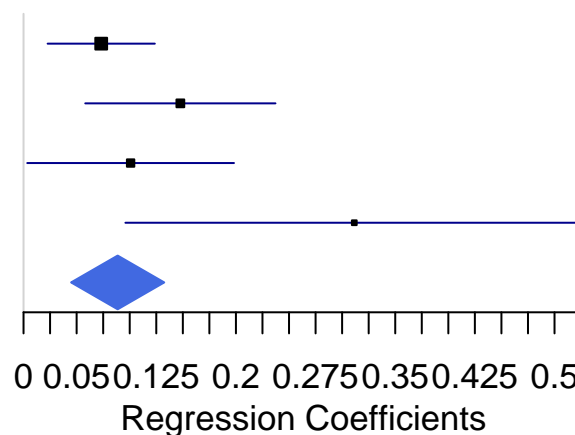
MATN4.7083.74

Cohort	Coef	95% CI
ALHS	-0.0451	-0.0770, -0.0133
ARIC-allpts	-0.1877	-0.2776, -0.0978
ARIC-EA	-0.1964	-0.2959, -0.0968
ARIC-AA	-0.1730	-0.3788, 0.0329
Meta	-0.0616	-0.0916, -0.0316



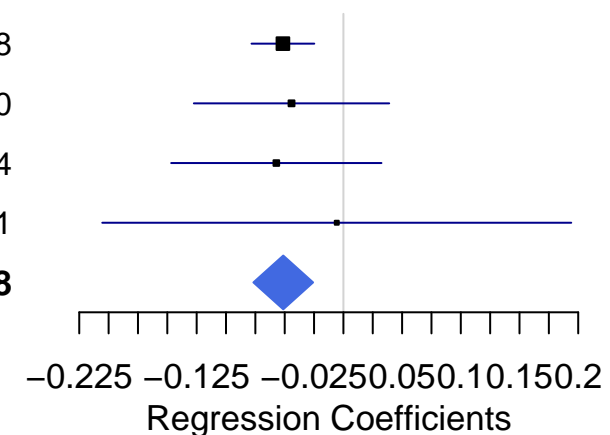
CCL28.2890.59

Cohort	Coef	95% CI
ALHS	0.0732	0.0227, 0.1236
ARIC-allpts	0.1477	0.0581, 0.2373
ARIC-EA	0.1008	0.0035, 0.1982
ARIC-AA	0.3115	0.0959, 0.5270
Meta	0.0887	0.0448, 0.1325



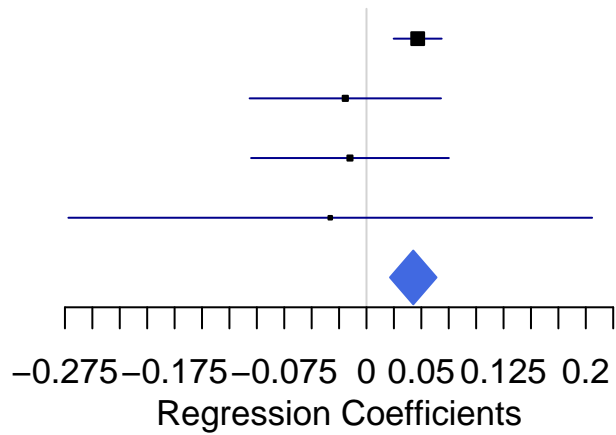
GDF11.MSTN.2765.4

Cohort	Coef	95% CI
ALHS	-0.0515	-0.0783, -0.0248
ARIC-allpts	-0.0442	-0.1274, 0.0390
ARIC-EA	-0.0571	-0.1467, 0.0324
ARIC-AA	-0.0057	-0.2054, 0.1941
Meta	-0.0512	-0.0767, -0.0258



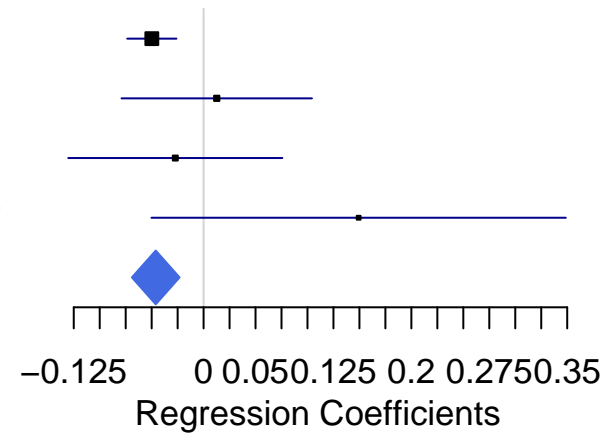
COL28A1.10702.1

Cohort	Coef	95% CI
ALHS	0.0467	0.0248, 0.0686
ARIC-allpts	-0.0193	-0.1066, 0.0680
ARIC-EA	-0.0151	-0.1052, 0.0751
ARIC-AA	-0.0331	-0.2719, 0.2058
Meta	0.0427	0.0215, 0.0638



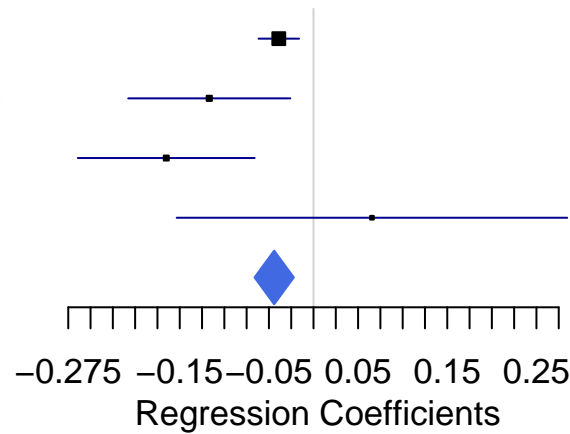
IHH.19606.28

Cohort	Coef	95% CI
ALHS	-0.0498	-0.0735, -0.0261
ARIC-allpts	0.0126	-0.0790, 0.1043
ARIC-EA	-0.0272	-0.1303, 0.0758
ARIC-AA	0.1492	-0.0502, 0.3487
Meta	-0.0461	-0.0690, -0.0231



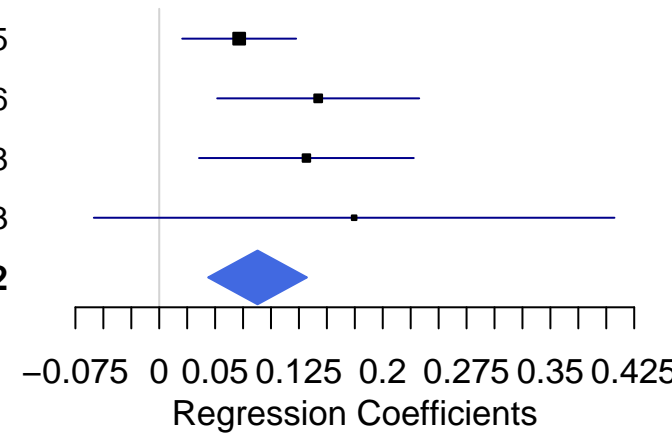
CNTN5.3299.29

Cohort	Coef	95% CI
ALHS	-0.0389	-0.0617, -0.0162
ARIC-allpts	-0.1169	-0.2078, -0.0260
ARIC-EA	-0.1651	-0.2642, -0.0660
ARIC-AA	0.0655	-0.1534, 0.2845
Meta	-0.0441	-0.0661, -0.0221



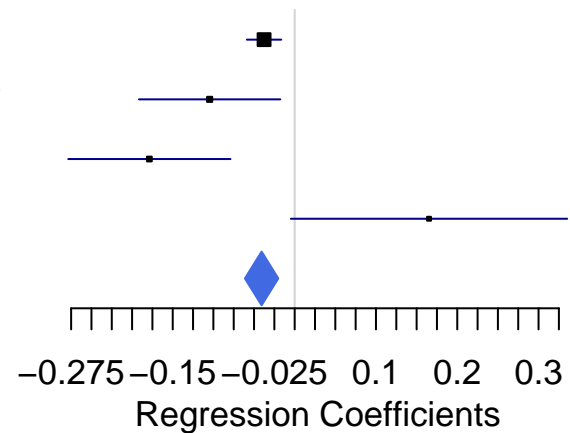
CCL14.2900.53

Cohort	Coef	95% CI
ALHS	0.0715	0.0206, 0.1225
ARIC-allpts	0.1422	0.0519, 0.2326
ARIC-EA	0.1317	0.0356, 0.2278
ARIC-AA	0.1744	-0.0585, 0.4073
Meta	0.0880	0.0438, 0.1322



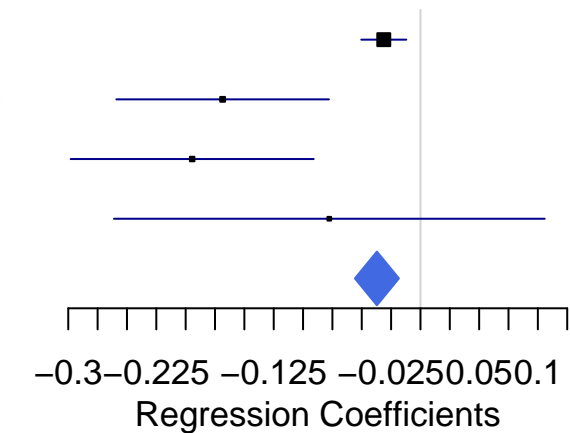
TGFBI.3283.21

Cohort	Coef	95% CI
ALHS	-0.0377	-0.0588, -0.0165
ARIC-allpts	-0.1046	-0.1915, -0.0177
ARIC-EA	-0.1787	-0.2785, -0.0790
ARIC-AA	0.1653	-0.0047, 0.3352
Meta	-0.0407	-0.0612, -0.0201



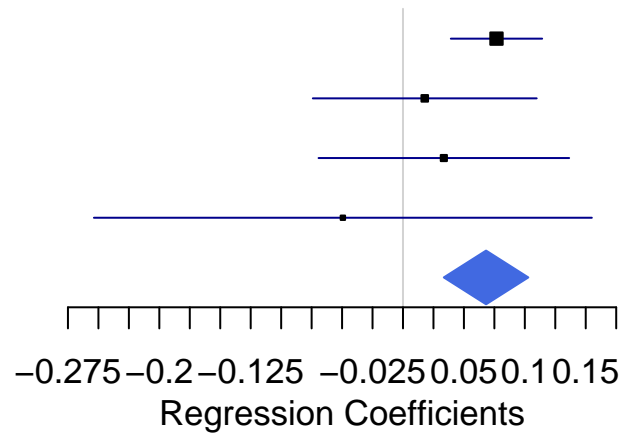
IGHG1.IGHG2.IGHG3.IGHG4.IGK.IGL.2744.57

Cohort	Coef	95% CI
ALHS	-0.0312	-0.0504, -0.0121
ARIC-allpts	-0.1685	-0.2591, -0.0780
ARIC-EA	-0.1944	-0.2980, -0.0909
ARIC-AA	-0.0777	-0.2611, 0.1058
Meta	-0.0371	-0.0558, -0.0183

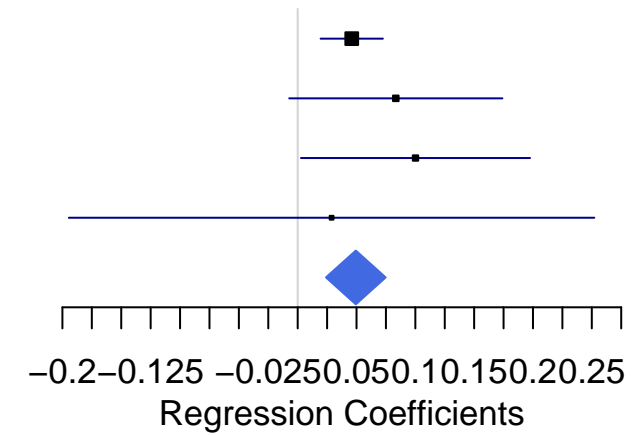


LRP11.6713.4

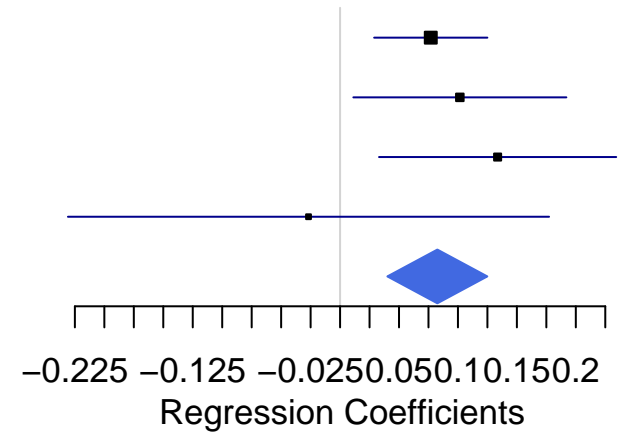
Cohort	Coef	95% CI
ALHS	0.0767	0.0393, 0.1142
ARIC-allpts	0.0179	-0.0740, 0.1097
ARIC-EA	0.0335	-0.0693, 0.1364
ARIC-AA	-0.0493	-0.2537, 0.1550
Meta	0.0682	0.0335, 0.1029

**CD300C.5066.134**

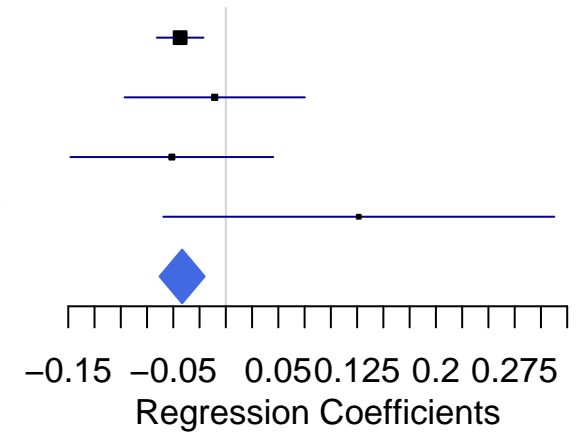
Cohort	Coef	95% CI
ALHS	0.0459	0.0195, 0.0724
ARIC-allpts	0.0834	-0.0072, 0.1740
ARIC-EA	0.1002	0.0028, 0.1975
ARIC-AA	0.0288	-0.1945, 0.2522
Meta	0.0494	0.0240, 0.0748

**CNPY3.17327.3**

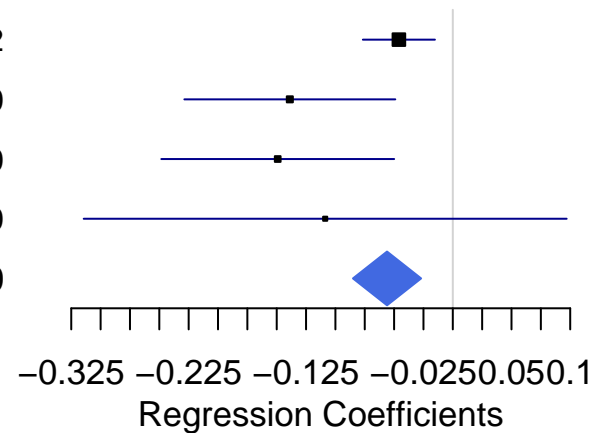
Cohort	Coef	95% CI
ALHS	0.0769	0.0289, 0.1250
ARIC-allpts	0.1016	0.0113, 0.1920
ARIC-EA	0.1337	0.0331, 0.2343
ARIC-AA	-0.0268	-0.2309, 0.1773
Meta	0.0825	0.0401, 0.1249

**NCAM1.4498.62**

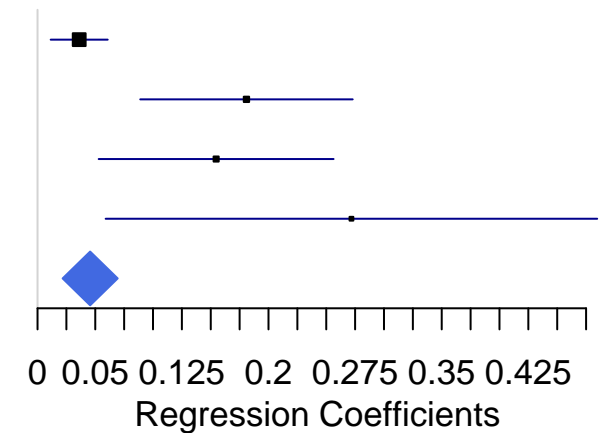
Cohort	Coef	95% CI
ALHS	-0.0435	-0.0657, -0.0213
ARIC-allpts	-0.0106	-0.0964, 0.0752
ARIC-EA	-0.0514	-0.1479, 0.0451
ARIC-AA	0.1266	-0.0595, 0.3127
Meta	-0.0416	-0.0631, -0.0201

**KLK7.3378.49**

Cohort	Coef	95% CI
ALHS	-0.0459	-0.0766, -0.0152
ARIC-allpts	-0.1388	-0.2287, -0.0490
ARIC-EA	-0.1491	-0.2483, -0.0500
ARIC-AA	-0.1087	-0.3144, 0.0970
Meta	-0.0560	-0.0851, -0.0270

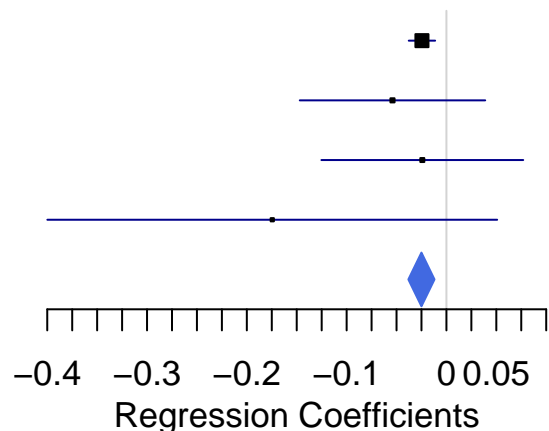
**UGT1A6.7891.45**

Cohort	Coef	95% CI
ALHS	0.0361	0.0114, 0.0608
ARIC-allpts	0.1809	0.0889, 0.2729
ARIC-EA	0.1547	0.0529, 0.2564
ARIC-AA	0.2718	0.0590, 0.4846
Meta	0.0456	0.0217, 0.0694

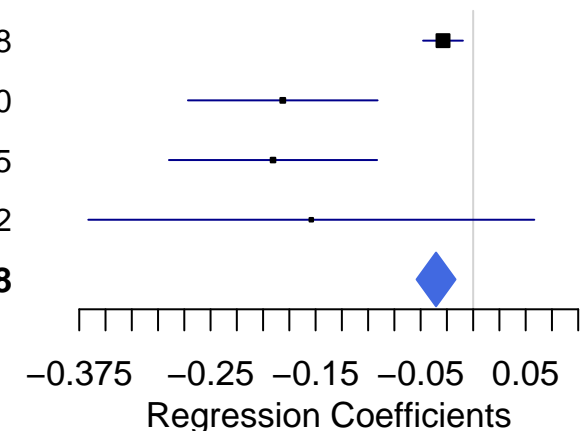


MSR1.11207.3

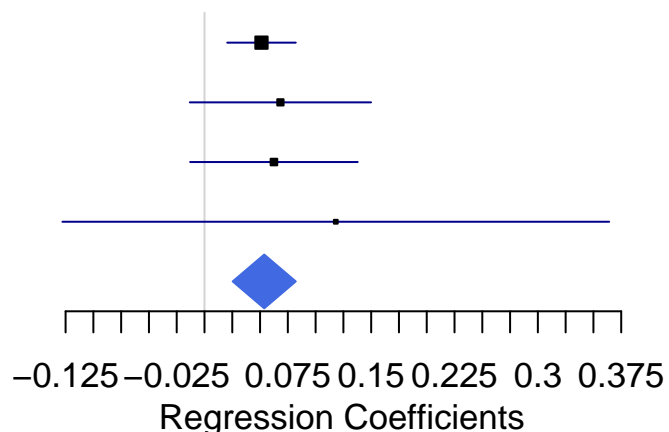
Cohort	Coef	95% CI
ALHS	-0.0245	-0.0378, -0.0113
ARIC-allpts	-0.0540	-0.1470, 0.0389
ARIC-EA	-0.0242	-0.1253, 0.0770
ARIC-AA	-0.1745	-0.3999, 0.0509
Meta	-0.0250	-0.0381, -0.0119

**NEO1.8900.28**

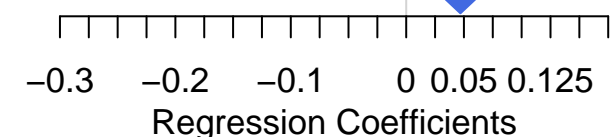
Cohort	Coef	95% CI
ALHS	-0.0287	-0.0477, -0.0098
ARIC-allpts	-0.1813	-0.2715, -0.0910
ARIC-EA	-0.1905	-0.2896, -0.0915
ARIC-AA	-0.1541	-0.3664, 0.0582
Meta	-0.0353	-0.0539, -0.0168

**CRELD1.7628.40**

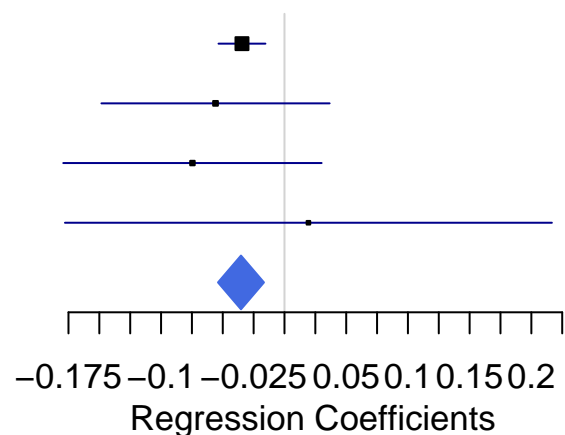
Cohort	Coef	95% CI
ALHS	0.0513	0.0204, 0.0821
ARIC-allpts	0.0683	-0.0132, 0.1499
ARIC-EA	0.0625	-0.0129, 0.1379
ARIC-AA	0.1182	-0.1279, 0.3642
Meta	0.0538	0.0254, 0.0821

**PTGDS.10514.5**

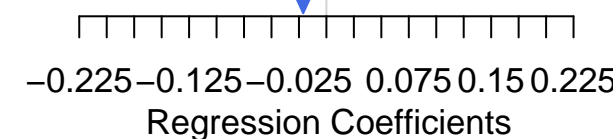
Cohort	Coef	95% CI
ALHS	0.0486	0.0227, 0.0745
ARIC-allpts	0.0207	-0.0665, 0.1078
ARIC-EA	0.0464	-0.0456, 0.1383
ARIC-AA	-0.0724	-0.2989, 0.1542
Meta	0.0470	0.0222, 0.0718

**AS3MT.18417.3**

Cohort	Coef	95% CI
ALHS	-0.0344	-0.0535, -0.0154
ARIC-allpts	-0.0559	-0.1483, 0.0366
ARIC-EA	-0.0746	-0.1792, 0.0301
ARIC-AA	0.0194	-0.1778, 0.2166
Meta	-0.0352	-0.0539, -0.0166

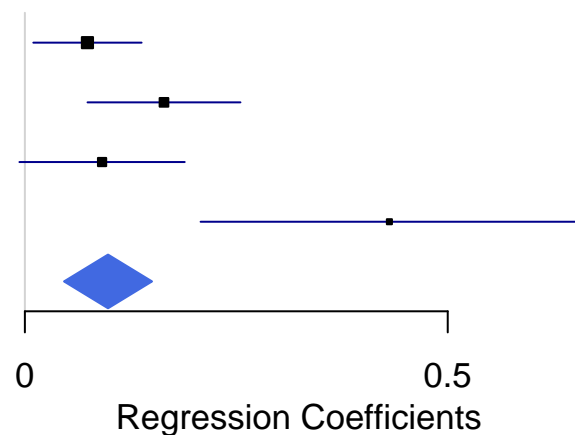
**PCSK2.15440.57**

Cohort	Coef	95% CI
ALHS	-0.0216	-0.0328, -0.0103
ARIC-allpts	0.0068	-0.0861, 0.0997
ARIC-EA	0.0073	-0.0950, 0.1097
ARIC-AA	0.0120	-0.2053, 0.2292
Meta	-0.0211	-0.0323, -0.0099



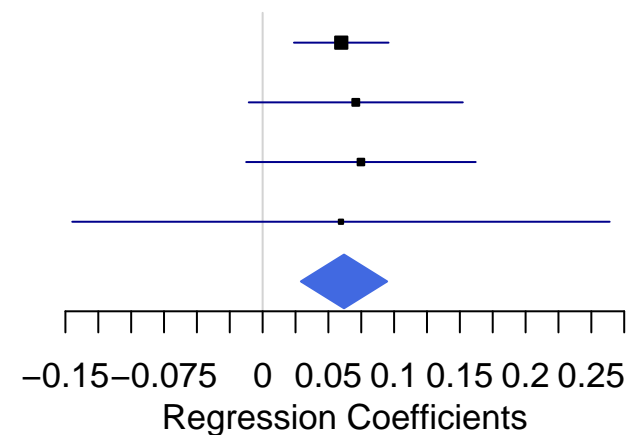
TCN1.19614.8

Cohort	Coef	95% CI
ALHS	0.0740	0.0099, 0.1380
ARIC-allpts	0.1645	0.0740, 0.2549
ARIC-EA	0.0913	-0.0065, 0.1890
ARIC-AA	0.4310	0.2078, 0.6543
Meta	0.0983	0.0462, 0.1504



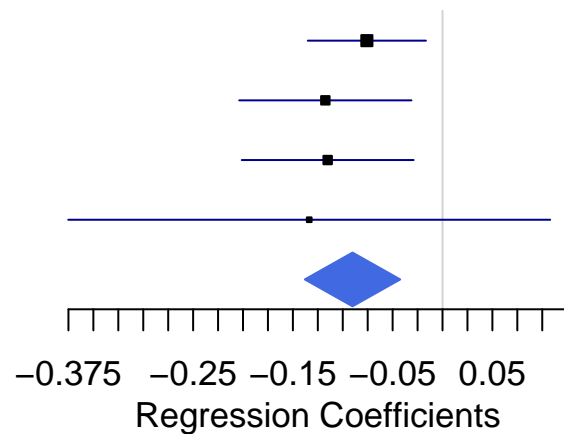
WFDC2.11388.75

Cohort	Coef	95% CI
ALHS	0.0598	0.0238, 0.0958
ARIC-allpts	0.0708	-0.0105, 0.1522
ARIC-EA	0.0748	-0.0125, 0.1620
ARIC-AA	0.0596	-0.1448, 0.2639
Meta	0.0619	0.0291, 0.0947



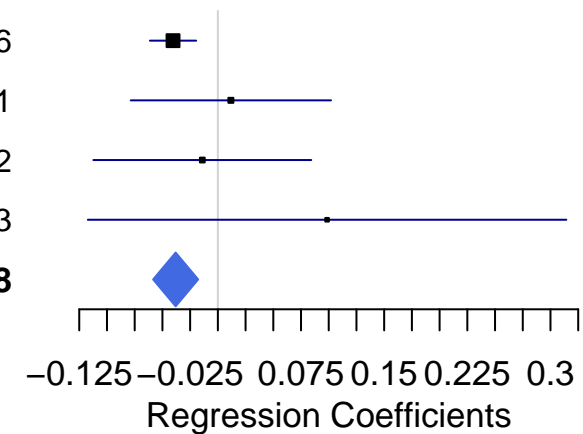
CDH11.16305.10

Cohort	Coef	95% CI
ALHS	-0.0758	-0.1350, -0.0166
ARIC-allpts	-0.1175	-0.2038, -0.0311
ARIC-EA	-0.1151	-0.2013, -0.0290
ARIC-AA	-0.1336	-0.3752, 0.1079
Meta	-0.0902	-0.1380, -0.0424



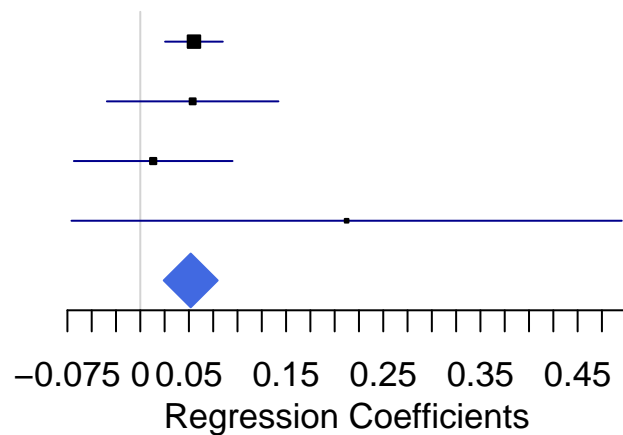
HHIP.10833.64

Cohort	Coef	95% CI
ALHS	-0.0404	-0.0613, -0.0196
ARIC-allpts	0.0117	-0.0786, 0.1021
ARIC-EA	-0.0140	-0.1123, 0.0842
ARIC-AA	0.0985	-0.1173, 0.3143
Meta	-0.0381	-0.0584, -0.0178



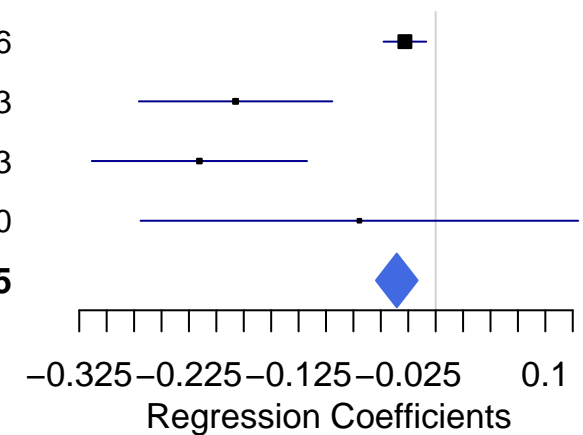
PLAUR.2652.15

Cohort	Coef	95% CI
ALHS	0.0552	0.0255, 0.0849
ARIC-allpts	0.0539	-0.0344, 0.1421
ARIC-EA	0.0133	-0.0684, 0.0949
ARIC-AA	0.2123	-0.0709, 0.4954
Meta	0.0519	0.0241, 0.0796

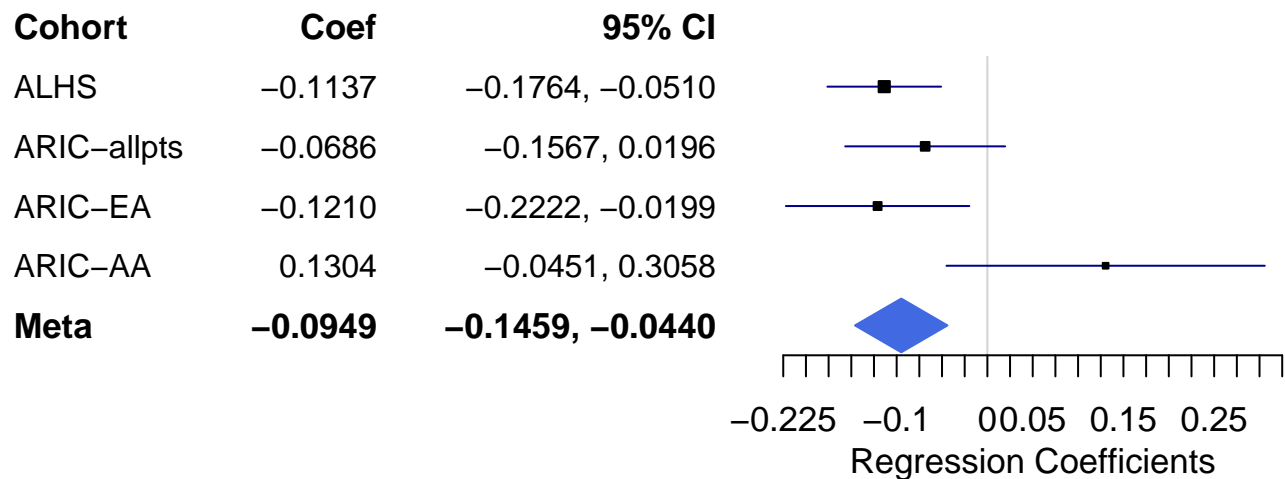


B4GALT2.9595.11

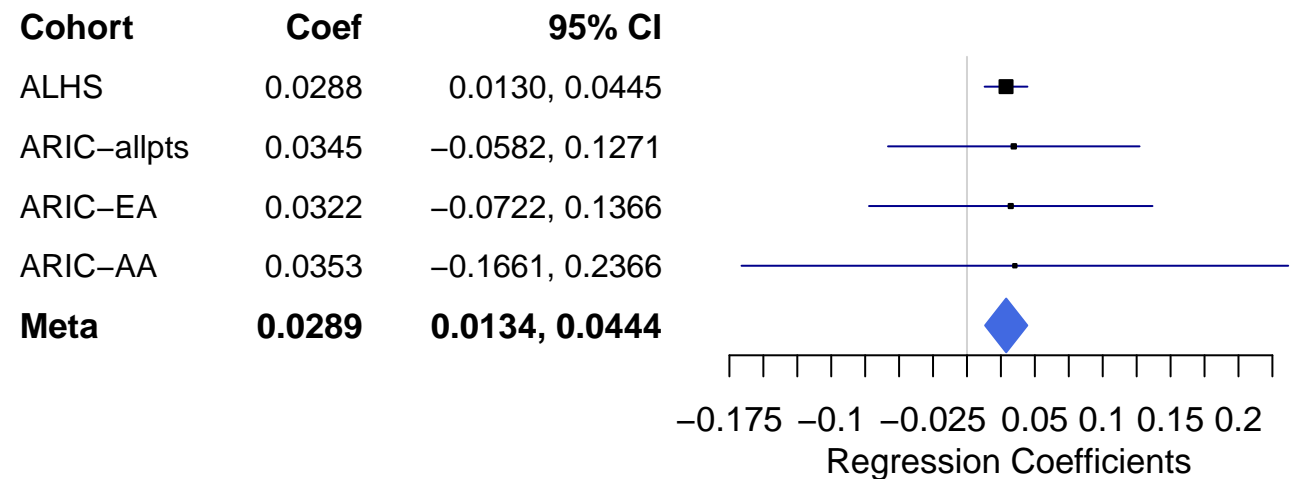
Cohort	Coef	95% CI
ALHS	-0.0281	-0.0475, -0.0086
ARIC-allpts	-0.1825	-0.2706, -0.0943
ARIC-EA	-0.2154	-0.3135, -0.1173
ARIC-AA	-0.0696	-0.2691, 0.1300
Meta	-0.0355	-0.0545, -0.0165



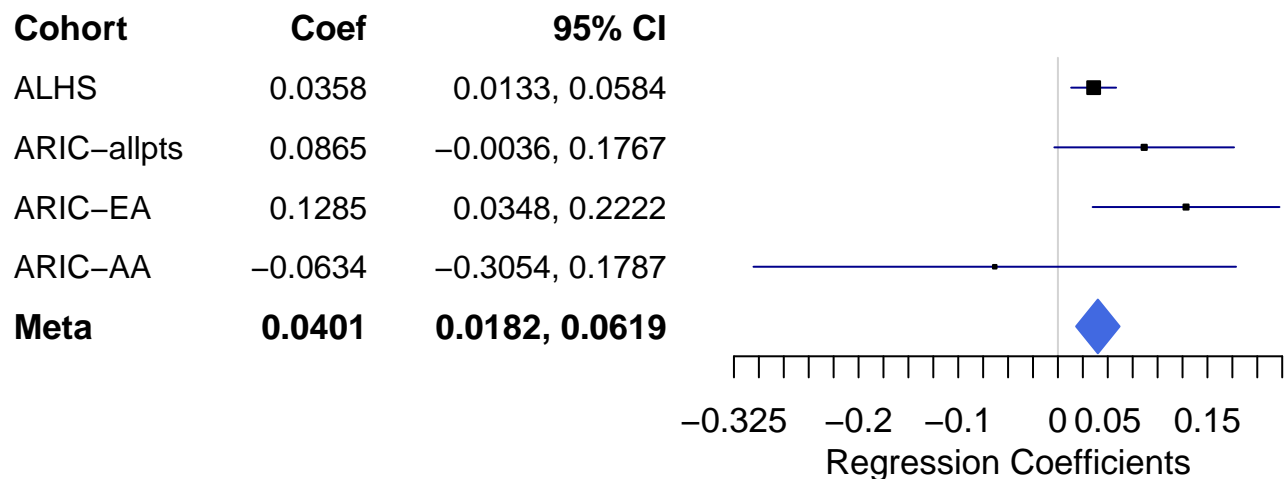
VAT1.18175.65



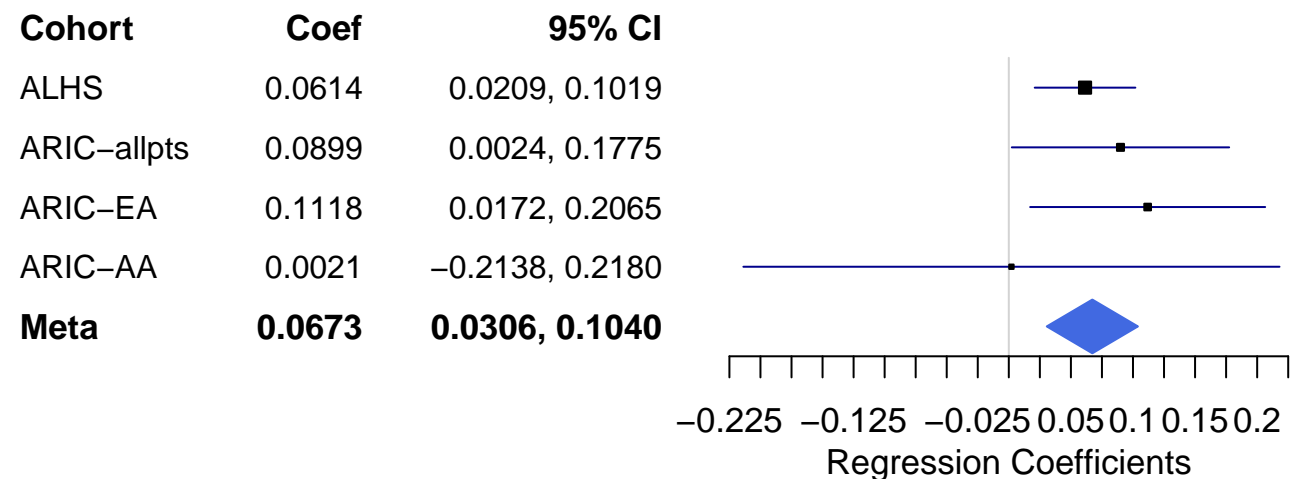
FAM171B.8061.102



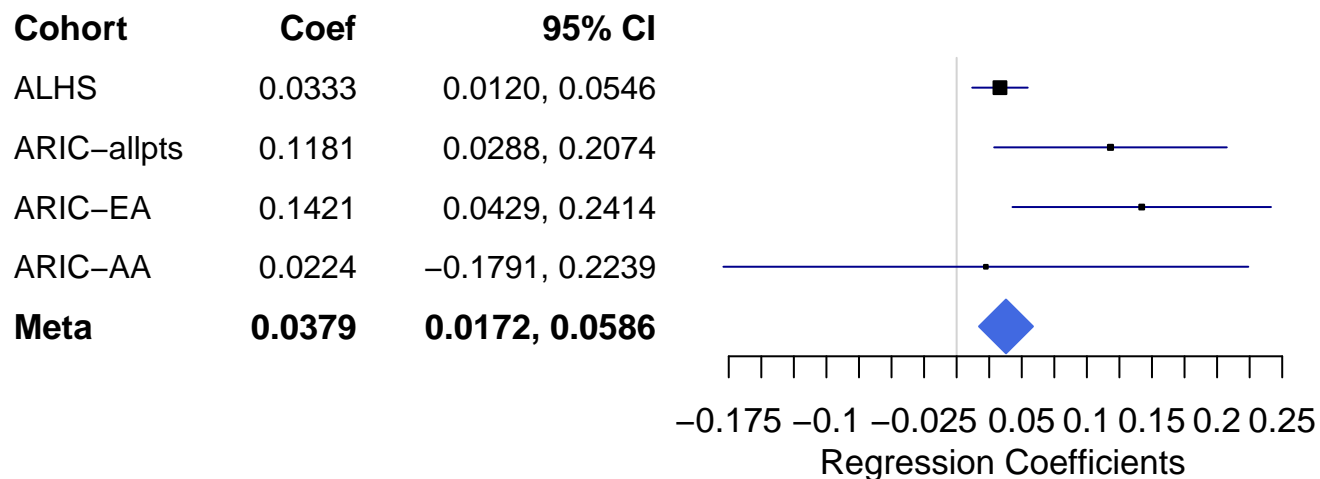
ASGR1.5452.71



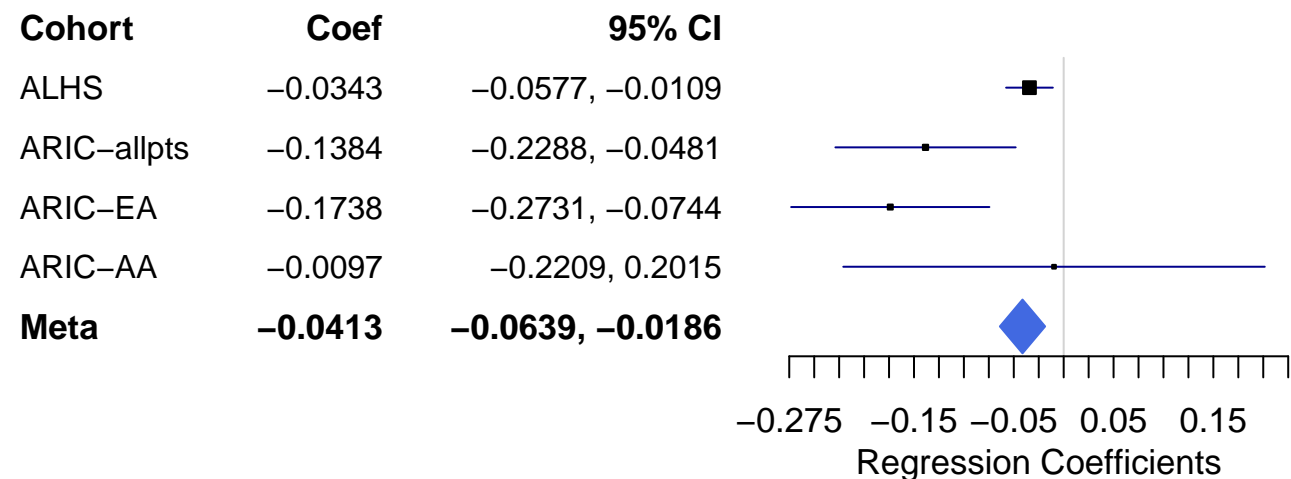
HSPB6.19127.1



OAF.6414.8

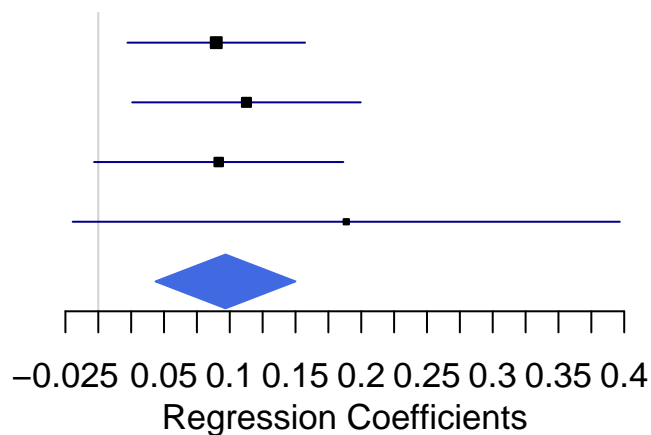


FAP.5029.3



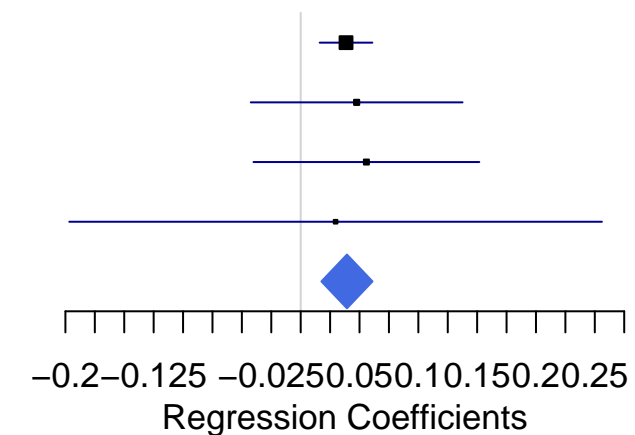
PROK2.10754.113

Cohort	Coef	95% CI
ALHS	0.0897	0.0222, 0.1573
ARIC-allpts	0.1127	0.0258, 0.1996
ARIC-EA	0.0916	-0.0032, 0.1863
ARIC-AA	0.1886	-0.0195, 0.3966
Meta	0.0968	0.0436, 0.1499



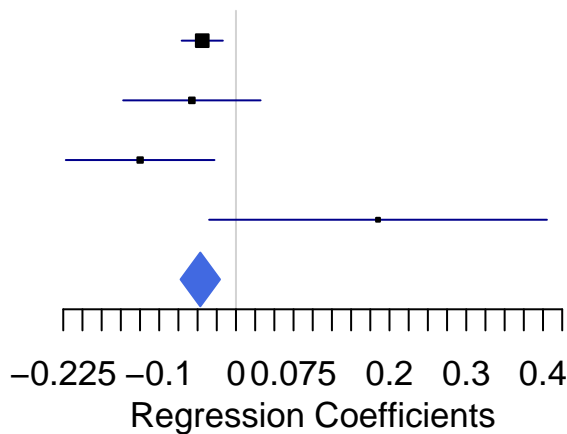
CRHBP.6039.24

Cohort	Coef	95% CI
ALHS	0.0385	0.0161, 0.0609
ARIC-allpts	0.0476	-0.0425, 0.1376
ARIC-EA	0.0558	-0.0401, 0.1518
ARIC-AA	0.0297	-0.1967, 0.2560
Meta	0.0393	0.0176, 0.0611



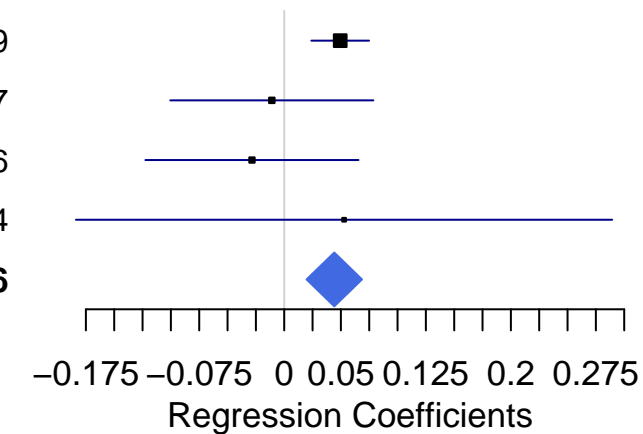
CD248.15491.20

Cohort	Coef	95% CI
ALHS	-0.0439	-0.0707, -0.0171
ARIC-allpts	-0.0574	-0.1470, 0.0321
ARIC-EA	-0.1249	-0.2217, -0.0280
ARIC-AA	0.1851	-0.0350, 0.4051
Meta	-0.0465	-0.0722, -0.0208



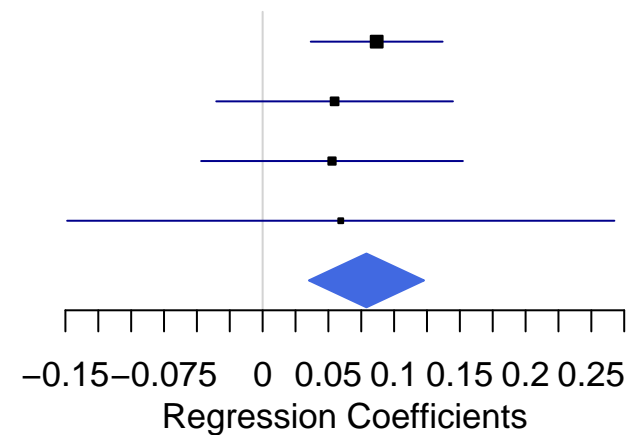
TNFRSF1B.8368.102

Cohort	Coef	95% CI
ALHS	0.0494	0.0239, 0.0749
ARIC-allpts	-0.0109	-0.1005, 0.0787
ARIC-EA	-0.0285	-0.1225, 0.0656
ARIC-AA	0.0528	-0.1838, 0.2894
Meta	0.0442	0.0197, 0.0686



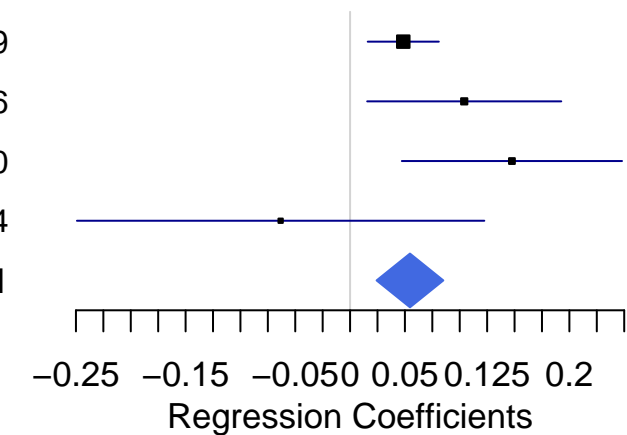
PXDN.13463.1

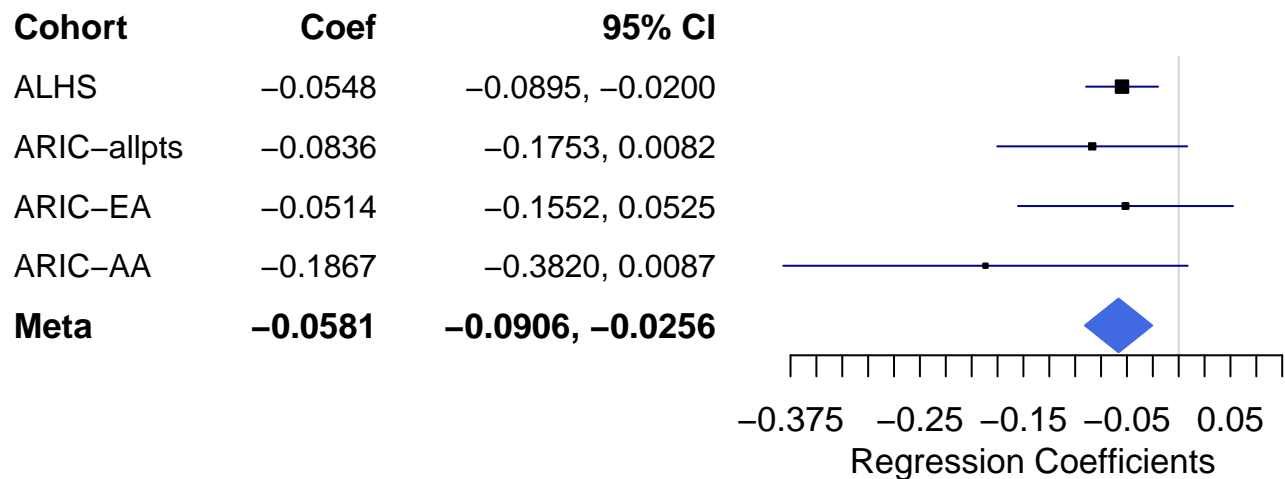
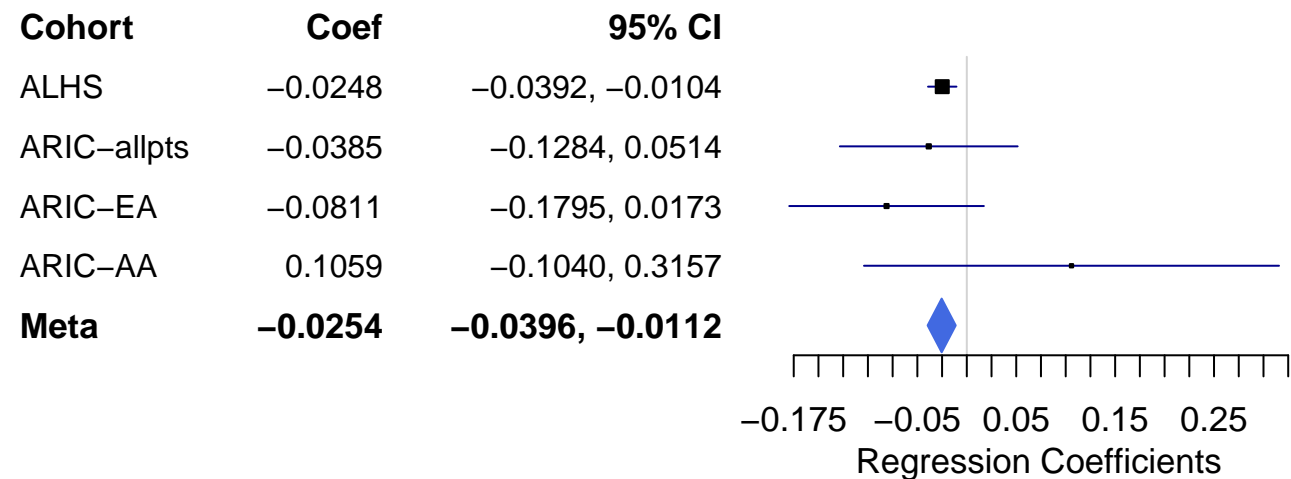
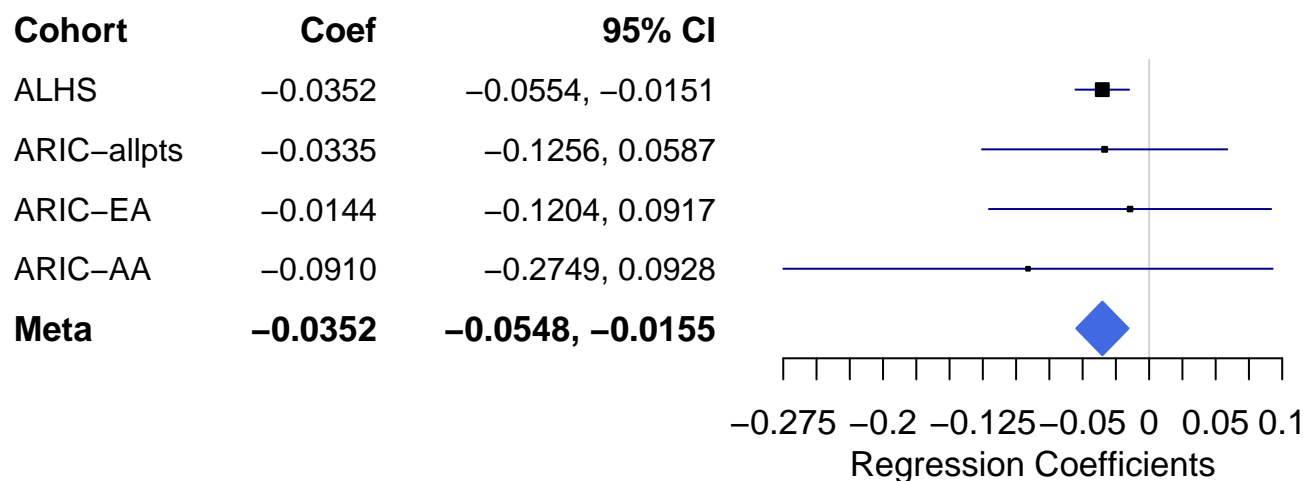
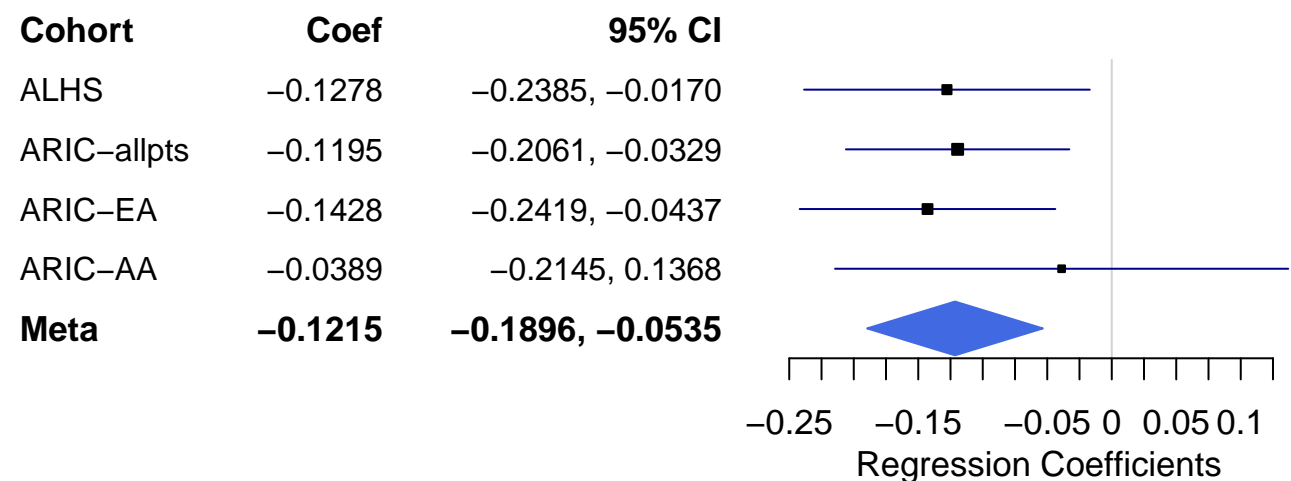
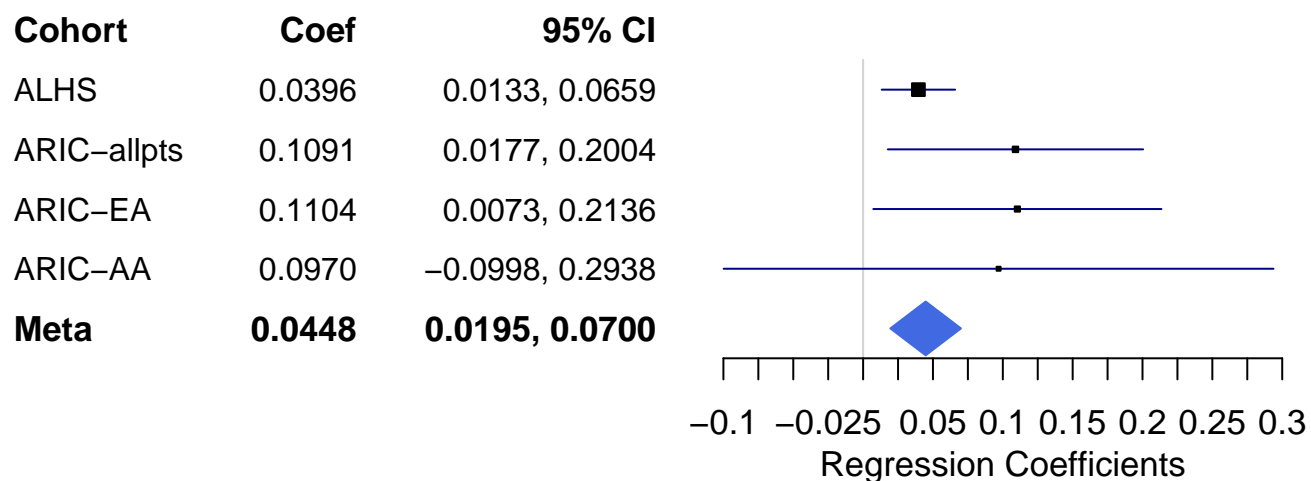
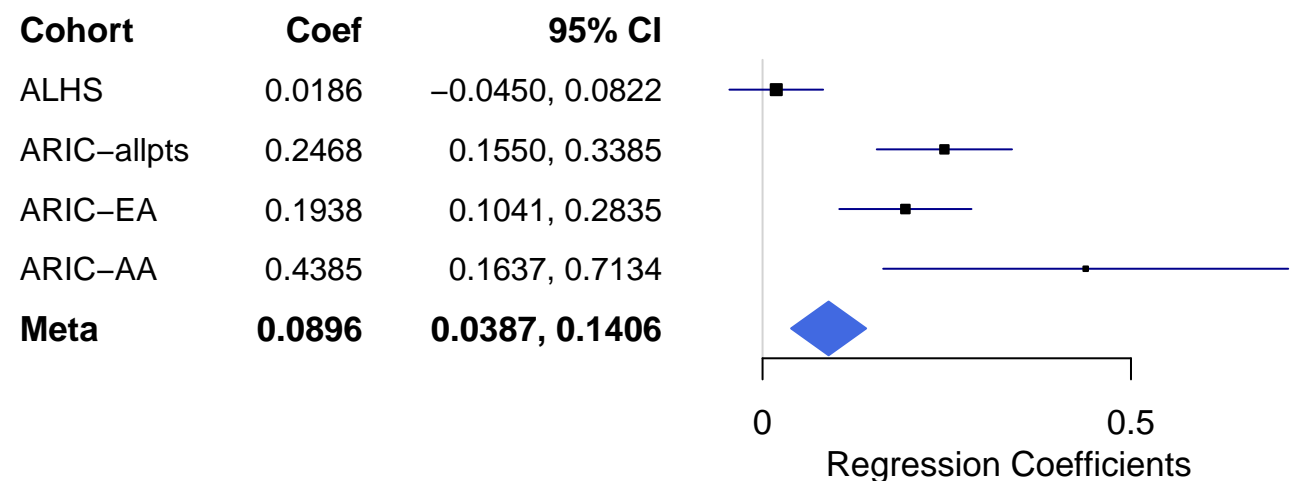
Cohort	Coef	95% CI
ALHS	0.0867	0.0366, 0.1369
ARIC-allpts	0.0547	-0.0353, 0.1447
ARIC-EA	0.0528	-0.0468, 0.1523
ARIC-AA	0.0594	-0.1487, 0.2675
Meta	0.0790	0.0352, 0.1227



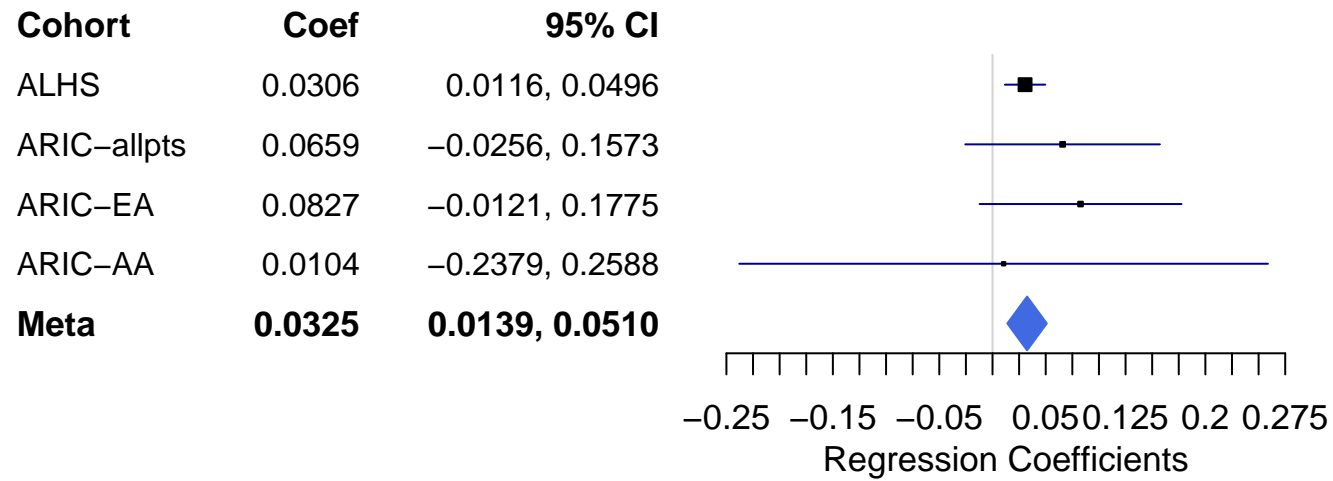
DNAJB9.11214.40

Cohort	Coef	95% CI
ALHS	0.0485	0.0161, 0.0809
ARIC-allpts	0.1041	0.0156, 0.1926
ARIC-EA	0.1476	0.0472, 0.2480
ARIC-AA	-0.0633	-0.2491, 0.1224
Meta	0.0546	0.0242, 0.0851

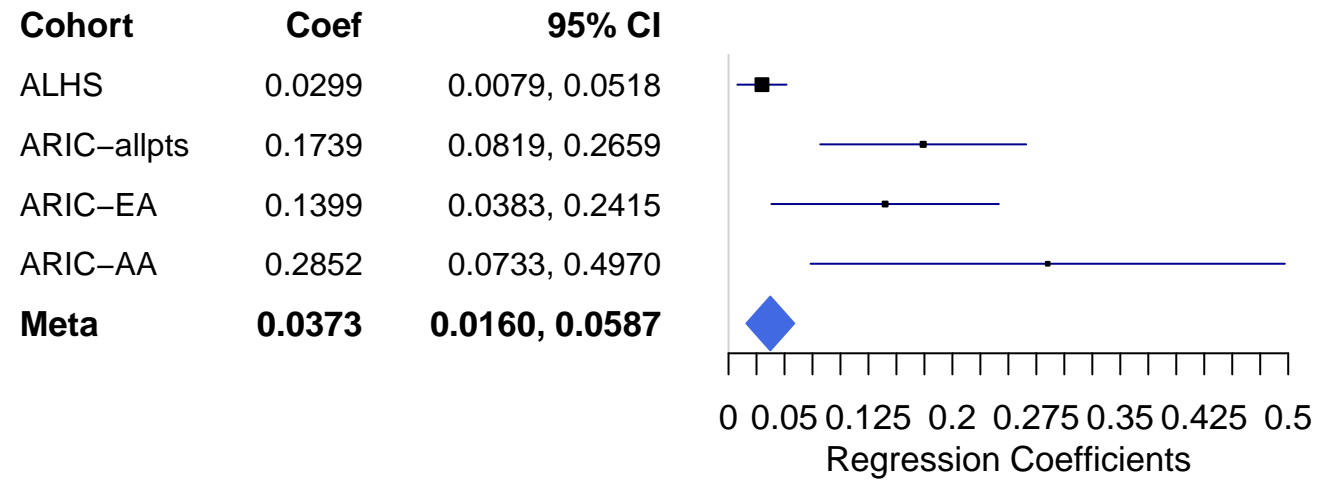


CMA1.3423.59**NRP2.15387.44****S100A3.15297.3****CD2.7100.31****CCL3.3040.59****RNASE3.15576.158**

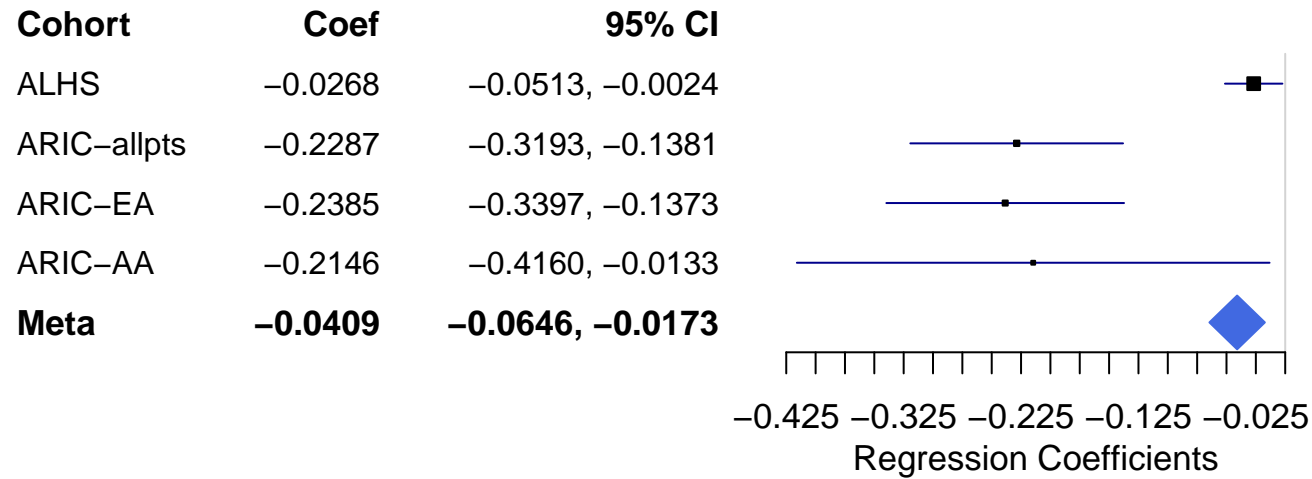
NPDC1.10424.31



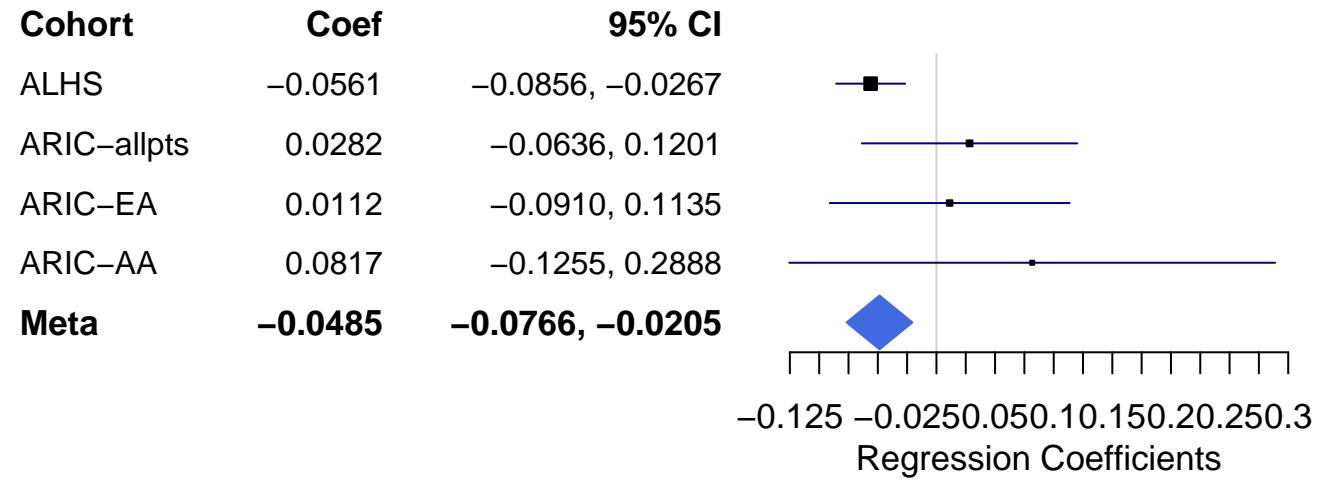
C5.2851.63



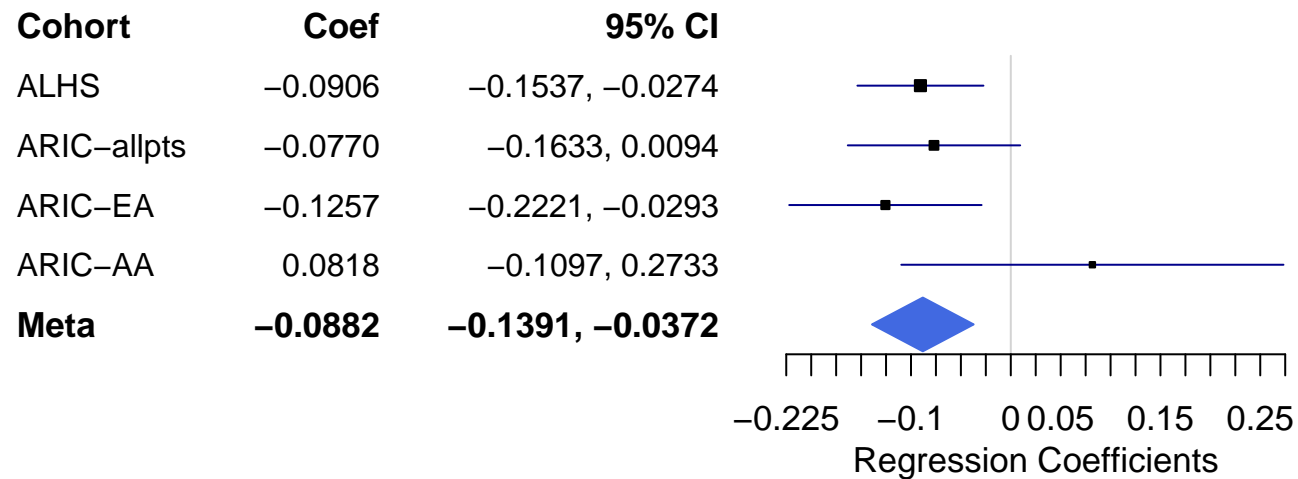
GPNMB.8289.8



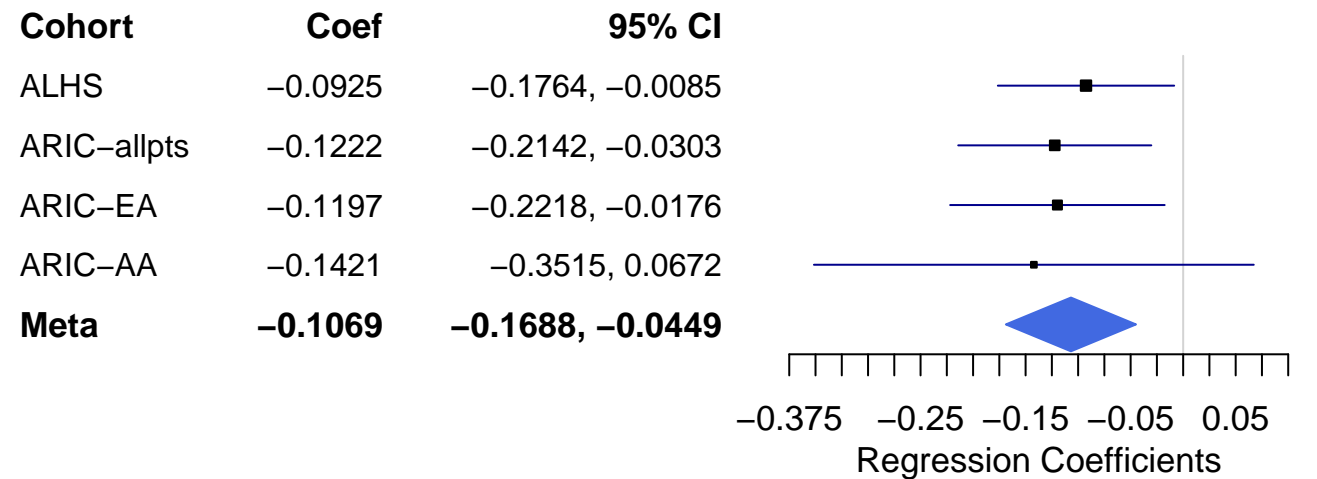
ITGAV.ITGB5.4917.62



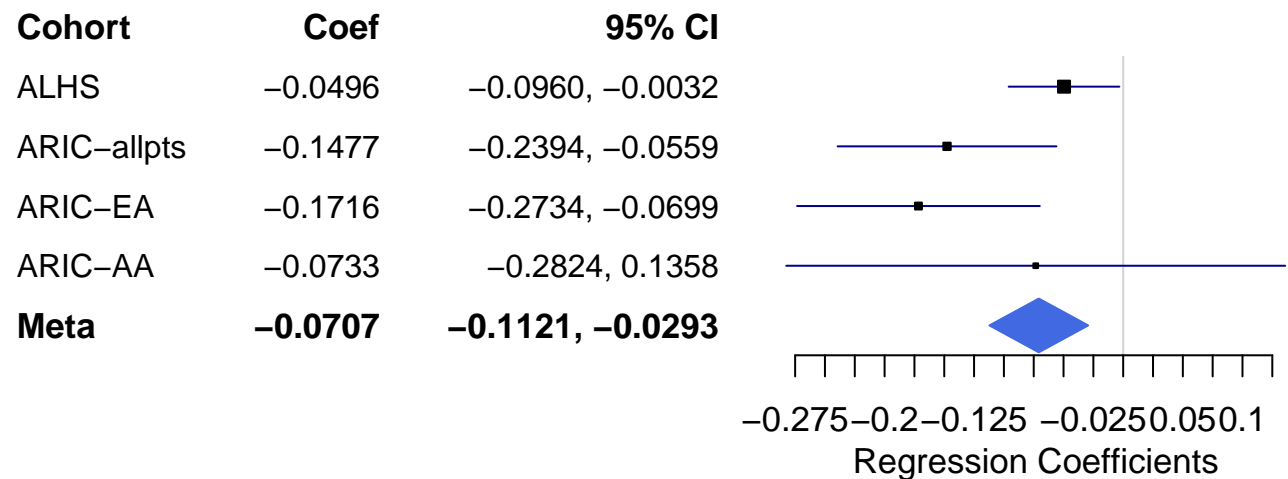
SLITRK3.10565.19



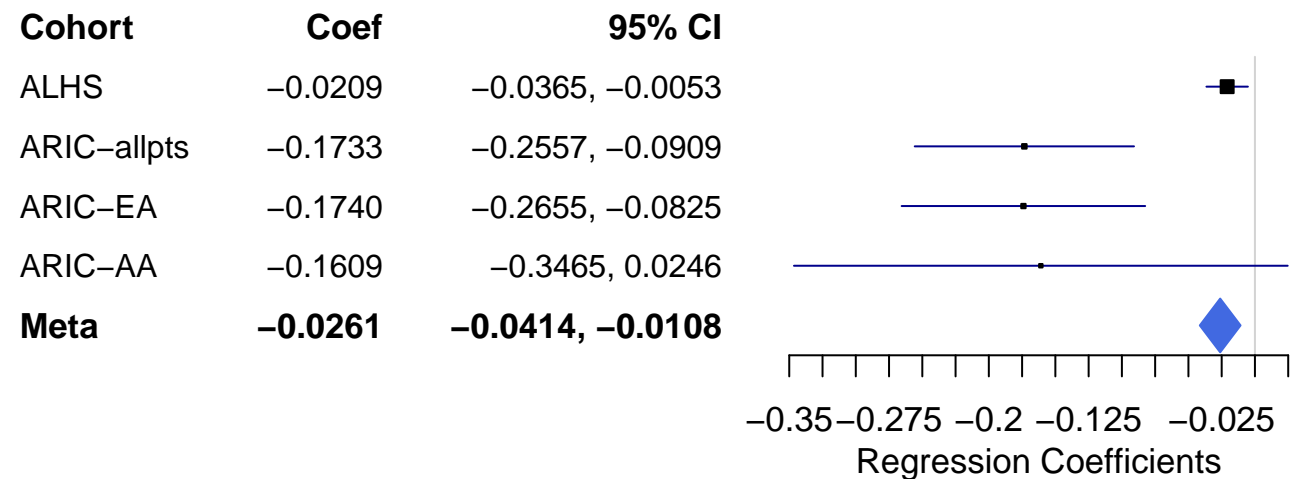
IGLL1.6485.59



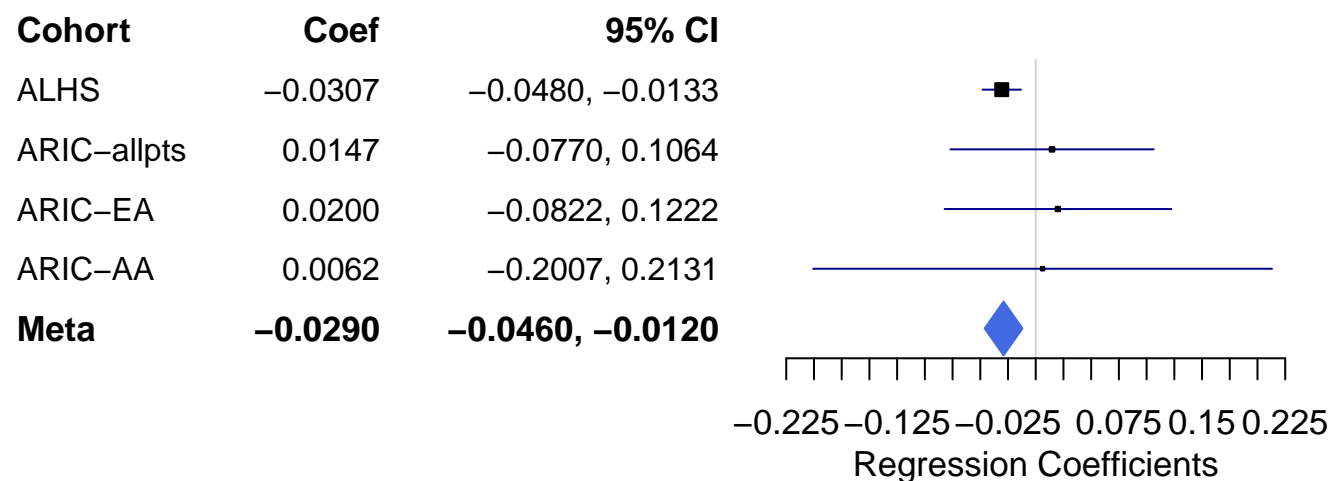
COL11A2.11278.4



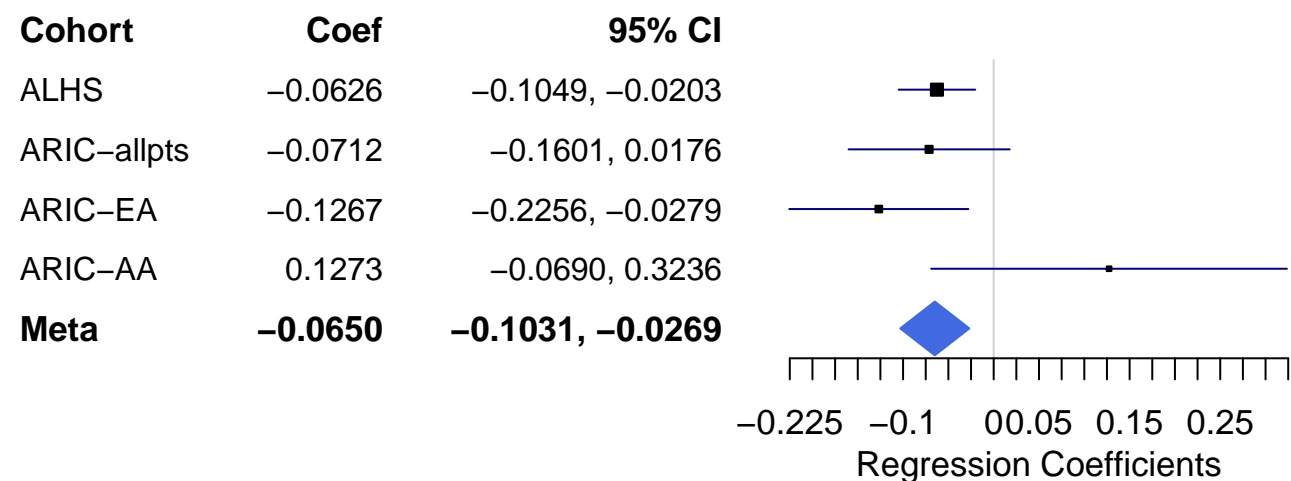
LSAMP.2999.6



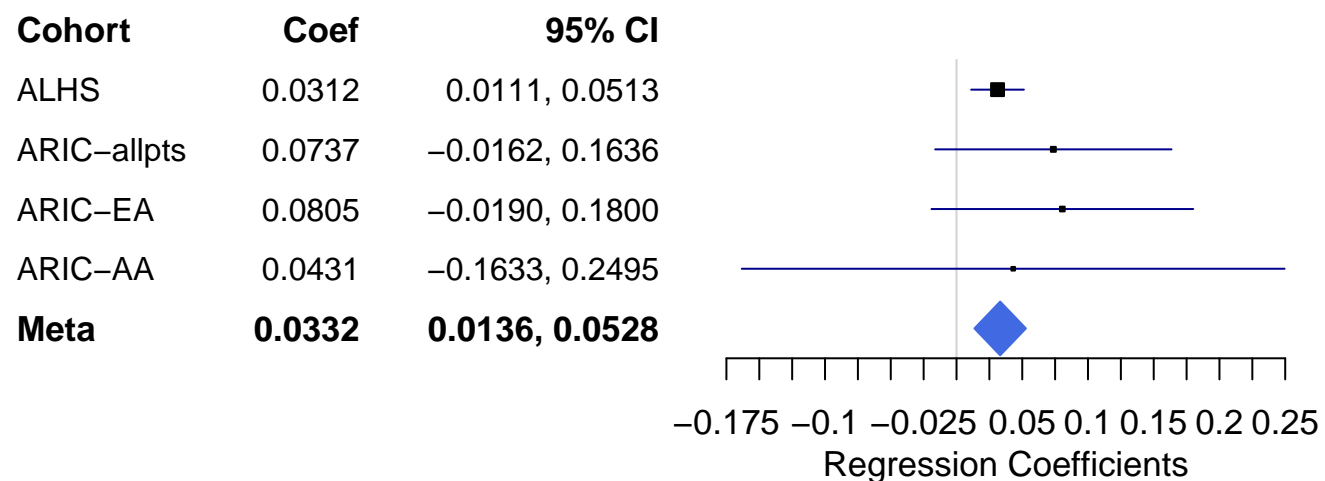
PSMB5.12580.7



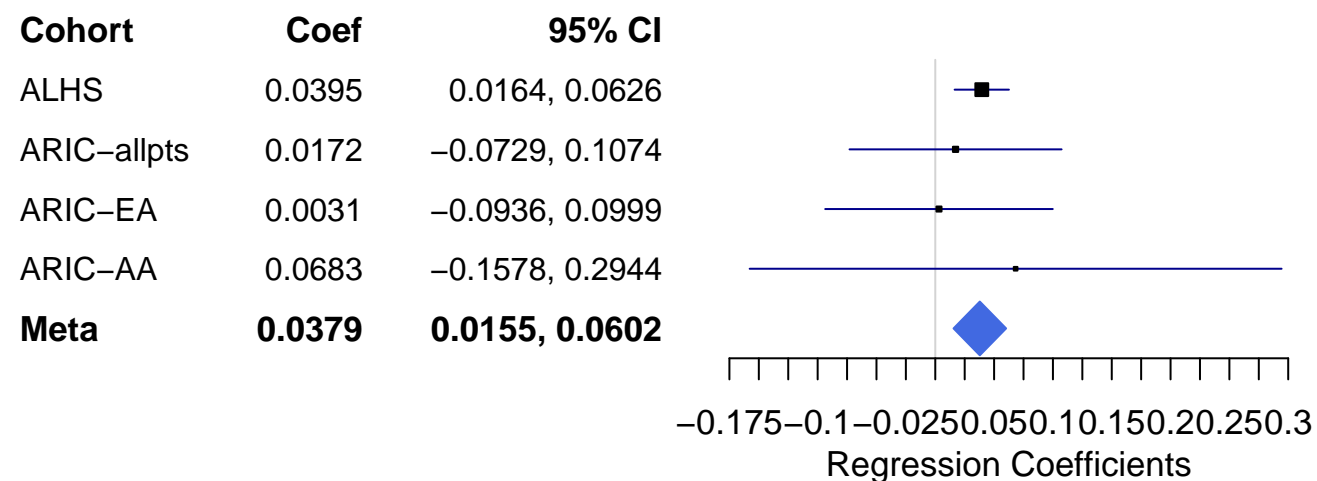
AMY2B.15556.49



VEGFA.2597.8

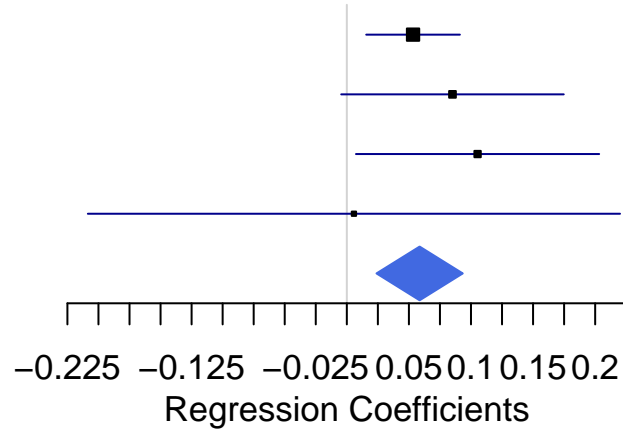


TNFRSF1B.3152.57



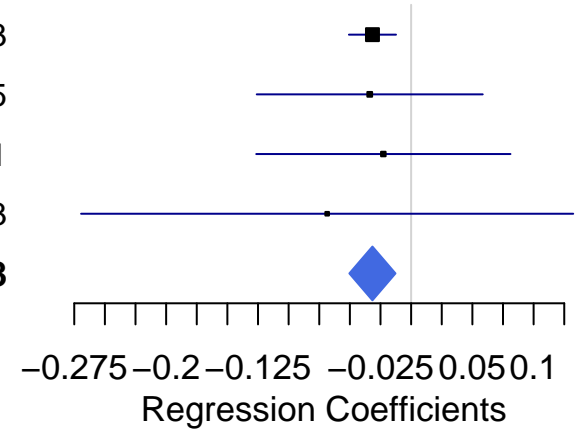
TNFRSF11B.8304.50

Cohort	Coef	95% CI
ALHS	0.0533	0.0156, 0.0911
ARIC-allpts	0.0851	-0.0045, 0.1747
ARIC-EA	0.1053	0.0074, 0.2032
ARIC-AA	0.0057	-0.2086, 0.2200
Meta	0.0586	0.0239, 0.0934



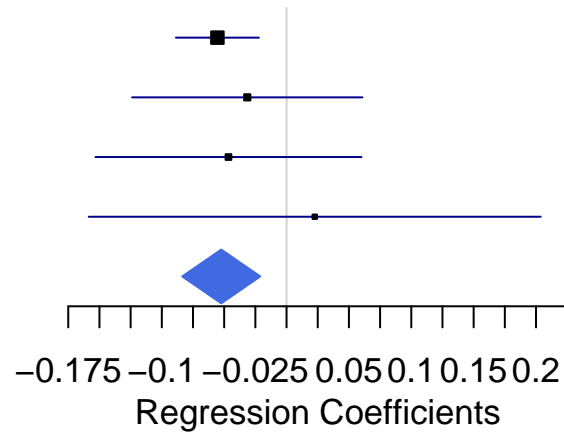
MGAT4A.9392.43

Cohort	Coef	95% CI
ALHS	-0.0316	-0.0508, -0.0123
ARIC-allpts	-0.0338	-0.1260, 0.0585
ARIC-EA	-0.0227	-0.1265, 0.0811
ARIC-AA	-0.0686	-0.2694, 0.1323
Meta	-0.0316	-0.0504, -0.0128



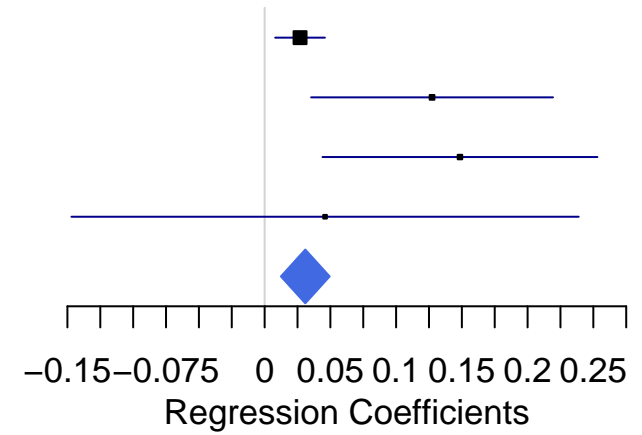
CAMK4.18904.23

Cohort	Coef	95% CI
ALHS	-0.0554	-0.0887, -0.0222
ARIC-allpts	-0.0315	-0.1239, 0.0608
ARIC-EA	-0.0466	-0.1532, 0.0601
ARIC-AA	0.0226	-0.1586, 0.2038
Meta	-0.0523	-0.0836, -0.0211

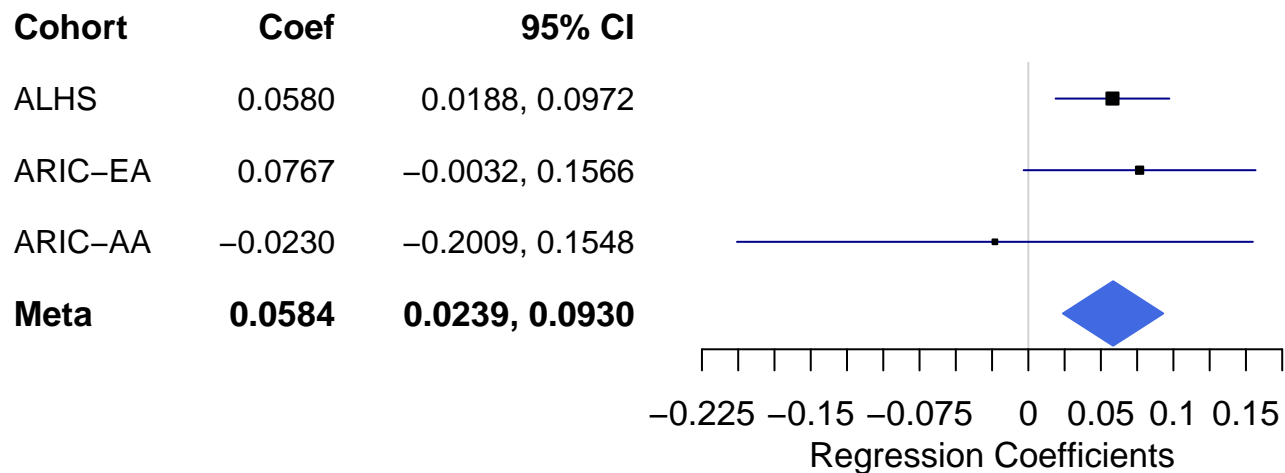


KNG1.7784.1

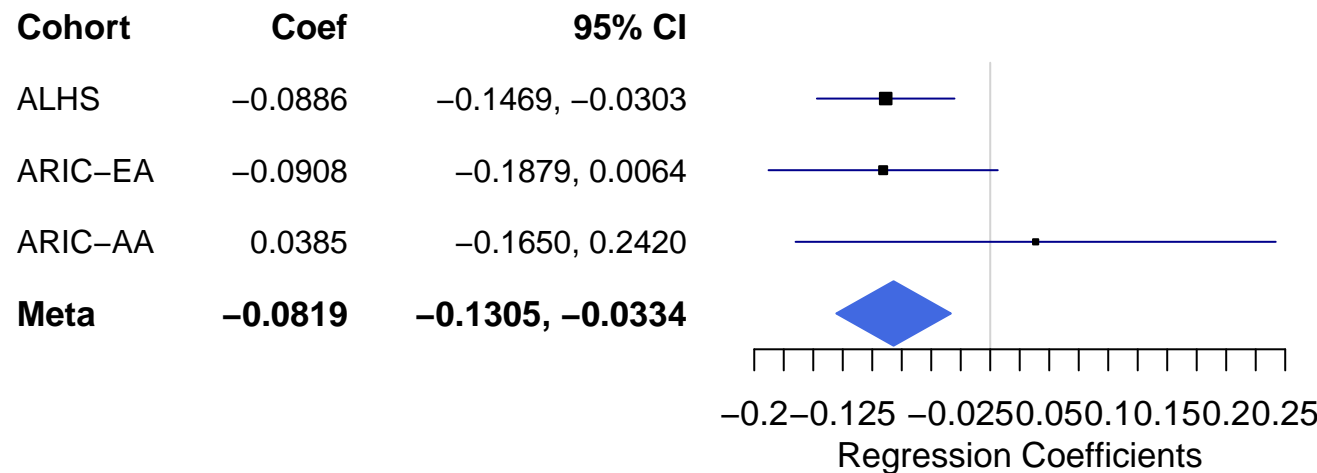
Cohort	Coef	95% CI
ALHS	0.0269	0.0080, 0.0458
ARIC-allpts	0.1273	0.0354, 0.2193
ARIC-EA	0.1486	0.0440, 0.2531
ARIC-AA	0.0460	-0.1470, 0.2389
Meta	0.0309	0.0124, 0.0495



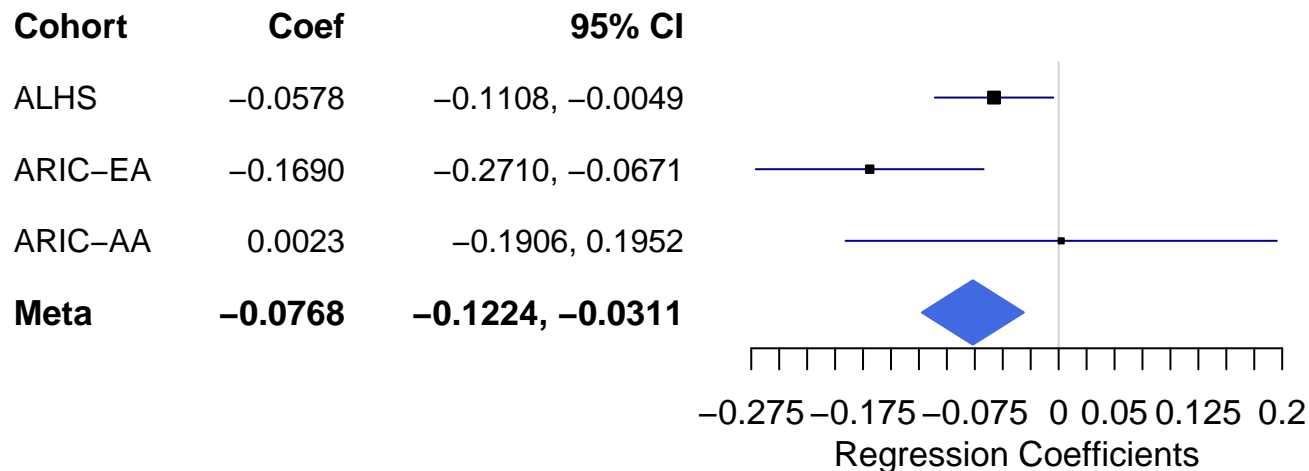
FABP3.5437.63



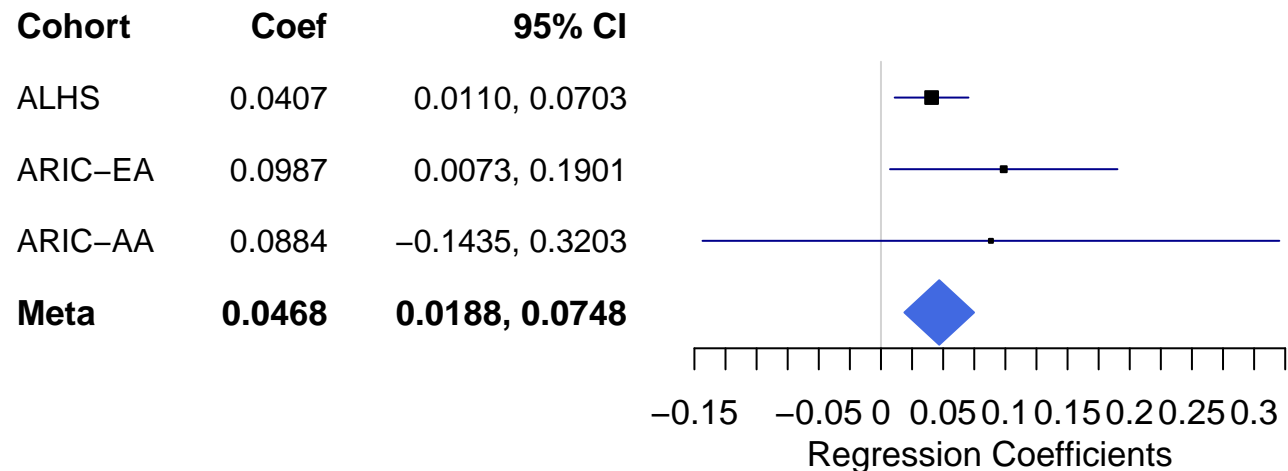
AMY1A.7918.114



IGHA1.IGHA2.11089.7



TAGLN.15640.54



SERPIND1.3316.58

