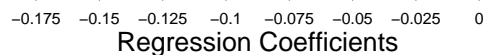
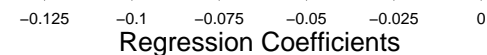


**cg01940273**

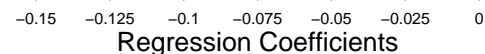
Cohort	Coef	Nexp:unexp
START	-0.050	429:2765
ALHS	-0.143	96:1523
GS1	-0.099	456:1265
GS2	-0.094	686:2284
<b>Meta</b>	<b>-0.066</b>	<b>1667:7837</b>

**cg03329539**

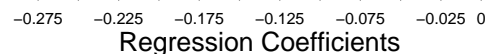
Cohort	Coef	Nexp:unexp
START	-0.029	429:2765
ALHS	-0.110	96:1522
GS1	-0.034	456:1265
GS2	-0.038	686:2284
<b>Meta</b>	<b>-0.034</b>	<b>1667:7836</b>

**cg03636183**

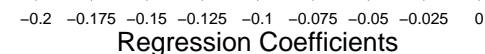
Cohort	Coef	Nexp:unexp
START	-0.046	429:2765
ALHS	-0.111	96:1523
GS1	-0.111	456:1265
GS2	-0.102	686:2284
<b>Meta</b>	<b>-0.063</b>	<b>1667:7837</b>

**cg05575921**

Cohort	Coef	Nexp:unexp
START	-0.099	429:2765
ALHS	-0.237	96:1523
GS1	-0.238	456:1265
GS2	-0.235	686:2284
<b>Meta</b>	<b>-0.136</b>	<b>1667:7837</b>

**cg14391737**

Cohort	Coef	Nexp:unexp
START	-0.042	429:2765
ALHS	-0.173	96:1521
GS1	-0.072	456:1265
GS2	-0.078	686:2284
<b>Meta</b>	<b>-0.061</b>	<b>1667:7835</b>

**cg17739917**

Cohort	Coef	Nexp:unexp
START	-0.058	429:2765
ALHS	-0.185	96:1523
GS1	-0.075	456:1265
GS2	-0.073	686:2284
<b>Meta</b>	<b>-0.066</b>	<b>1667:7837</b>

